

GOLD COUNTRY WOODCRAFTERS


Newsletter July 2021

Vol 81

GCW Newsletter Brief:

The July meeting was our second in-person meeting for 2021. The meeting attendance was at 28 including 4 guests. The summer heat, vacations and pandemic hangover are probably still keeping some members from attending. Club dues were due at this meeting to cover the rest of 2021 and are \$10. All members in attendance paid their dues. It was announced that Jerry Preston will be leaving us and moving to Colorado. Jerry is a valued member of GCW and a friend to many here. We will miss Jerry, however we wish Jerry and his Wife all the best in their new home. The members gave a special thanks to Jerry for the efforts spent as the GCW treasurer. The treasurer job will be left in good hands as Steve Cabrol has volunteered to again be the GCW treasurer. Also, John Brideson let the members know that Jack Stellman a retired member of the Woodcraft store has passed away. A brief write-up on Jack is located at the end of this newsletter. Basil Borkert managed the Show-N-Tell action where we had 7 members and 1 guest presenting. There was an extended social period that was greatly appreciated that allowed the attendees to visit and study the Show-N-Tell projects. There are 7 contributions presented in the Show-N-Tell section. We have 1 member posting a message this month, tools for sale (shaper and router).

Presidents July 2021 Message:



Dear fellow CGW members.

Gold Country Woodcrafters held meeting #2 (post Covid-19) on 2nd Tues of July with another good turn out. 28 attendees including 4 guests reviewed this month's show and tell efforts. Great to reconnect with several members who hadn't stayed in touch on Zoom mtgs. August 10th meeting will feature a member Mark Butzler demo on how to start putting together segmented bowl turning pieces. We'll also have the usual show and tell, raffles, and camaraderie with friends. See you there and bring a fellow woodworker.

Warm Regards:

John Brideson

GOLD COUNTRY WOODCRAFTERS

Newsletter July 2021

Vol 81

July Meeting:



The focus for the July meeting as it was in the June meeting was 2 fold. First was to get back a feeling of normalcy and see our woodworking friends. The second was for members to show off their craftsmanship to a live audience. We had 7 members and 1 guest showing their projects. Those showing their projects were: Ron Sexton, Micky Dupper, Gail Cone, Nelson Exum, Don Lawson, Casey Keller, Ed Woodards and guest Marvin Bellefeuille. The projects

presented included a number of turnings, carvings, and musical instruments. Picture shows Ed Woodards presenting another one of his fine carving projects, an eagle.

Announcements and News:

Club dues: Club are \$10 for the balance of 2021 (6 months). As we have reported, our new GCW year starts January 1, 2022. New members will still have dues prorated based on the month they join.

Project Information for future newsletters: We encourage our members to share their woodworking craftsmanship at our meetings Show-N-Tell period. Also, we encourage members to submit their projects even if they miss a meeting for inclusion in the club newsletter. Those members submitting projects including those that presented at the GCW meetings please send in photos along with the related project information. Those that choose to not submit projects will not be included in the newsletter. Please send project submissions to gpcwoodwk@gmail.com.

Badges: Members, when coming to meetings, please be sure to pick up your badge from the badge box at the door and wear it prominently. At the end of the meeting be sure to drop your badge in the badge bucket **not the badge box**. If by chance you take your badge home, try to bring it to the next meeting.

Members Message Corner:

Ron Sexton: I'm starting to downsize my shop and I have some tools for sale. 1) Sears Shaper, model # 103.23920 with 12 HSS cutters and 4 rub collars. It has a Sears's 1/2hp ball bearing motor made in 1950. It also includes a stand, original operating instructions and parts list. Asking \$125.00. Tool is in excellent shape. Motor is worth the price. 2) Ryobi 2hp router \$50. Contact Ron Sexton @ 530 306-0890



GOLD COUNTRY WOODCRAFTERS

Newsletter July 2021

Vol 81

V-Show-N-Tell (7 Submissions):

Ron Sexton



Here is a collection of projects that I have worked on during the Covid Pandemic. I've ventured off into turning boxes (bowls) and I'm starting to get the hang of it. Also I am trying my hand at carving which is really a lot of fun, however it can be frustrating at times if you choose the wrong wood as it turns out to be almost more important than the subject your carving.

I'm also continuing with my Pyrography which I have to say is fast becoming more my preferred form of woodworking. It's relaxing and doesn't require a lot tools or space. Of course all my woodworking is finished with lacquer as I can't go to long without inhaling some of the fumes to give me my lacquer fix. I've decided I'm going to bring some of my past work each month, since we have a lot of new members. And of course I could always show some CABOOSE pictures. Ha-Ha.

See ya next month. *Ron*



GOLD COUNTRY WOODCRAFTERS

Newsletter July 2021

Vol 81

Nelson Exum



This guitar was an exercise in finishing, not so much woodworking. It was a kit from Guitar Kit World which offer many styles of electric guitars priced from \$200 to \$310. The neck comes shaped and the body is assembled. The builder only has to: Glue the neck into a pocket that already has been precisely routed in the body, sand, finish, install the pre-assembled wiring harness, install hardware (tuners, bridge, nut, etc.) and install the strings.

The top of the guitar is quilted maple veneer, the neck is maple, the fingerboard is ebony (at least it looks like ebony). I think the back and sides are mahogany. I dyed it with Keda-brand water based dye. After it was dyed it got about 15 coats of

spray lacquer. The last 5 coats were sprayed by Ron Sexton--nice and heavy. After the lacquer dried for 5 days, it was wet sanded with 600 grit. It was then rubbed out with Meguiar's #4 Heavy-Cut Cleaner, then Meguiar's #2 Fine-Cut Cleaner, then Meguiar's #7 Show Car Glaze and finally a polish of 1-part Meguiar's #7, 1-part mineral spirits and 1-part water. As I was working on this, I kept thinking about it being a great project to work on with kids or grandkids so that they could customize a good guitar to their desires.

Nelson



GOLD COUNTRY WOODCRAFTERS

Newsletter July 2021

Vol 81

Ed Woodards



First, above left is a Masonic Emblem. It is made up of five pieces, four of which are Birch, I believe, and the "G" is Mahogany. It was glued together with common wood glue. The carving aspect was done using hand chisels and a rotary tool. The finish was clear spray lacquer.

Here is the eagle I brought to the Show-N-Tell. The eagle was inspired by a picture on a puzzle box. I took a picture of the eagle on the box and enlarged it so as to use it for my pattern.

Ed

Mark Butzler



Hello club members. Here is picture of the latest wood project's I have been working on. My eye has finally healed enough so that I can start working again. It was very hard to stay out of the shop these last few months.

One cutting board is end grain Walnut and Oak. The other board is end grain Walnut and Maple. The rolling pin is Maple with Walnut veneer Celtic knot inlays. The handles are walnut. Love that sawdust!

Mark

GOLD COUNTRY WOODCRAFTERS

Newsletter July 2021

Vol 81

Micky Dupper




It was nice to see everybody, in person, at the last two club meetings. My 2 Apple bowls were shown in July and the Walnut bowl at the June meeting. The Walnut log section was purchased at James Terrell's moving sale. With a fun and informative afternoon in Gail Cone's shop, I learned some tricks using a woodworm screw, bandsaw circle jig and turning the bowl exterior with a dovetail recess base. Thank you Gail! The finish is 4 coats of Bullseye Clear Shellac. The two Apple Bowls were made of a log from Roy Carter. Thanks Roy! I liked the rough exterior with bark sections remaining. I also

left the pith. Reversing the pith at the top and bottom of the bowls. The finish is 4 coats of the same Shellac as above. The first bowl was turned "green" about 3 months ago and re-turned in July. It has a oval shaped top from the pith ends elongating while drying. The other was mostly dry? It will be a learning experience to see what other shapes they will take on as they completely dry.

Micky



Rich Neilson



Here is a bird hotel constructed of White Pine and Poplar. The shingles are Cedar. It is painted with water based enamel. So far it has been totally rejected by the bird community. "Perhaps a Vacancy sign would help".

Richard Nielsen



GOLD COUNTRY WOODCRAFTERS

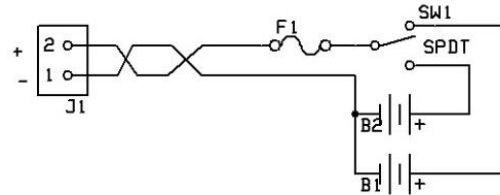
Newsletter July 2021

Vol 81

Marv Bellefeuille (Gail Cone guest)



Marv Bellefeuille accompanied me as a guest to the July meeting. Marv is my wife's brother and he shares our love of woodworking. Marv tries to be extra cautious when working in his shop on projects that tend to create any wood dust. All of us should be practicing good dust control especially when we are extra sensitive. When working on the lathe he needed to extend his working time under his Trend hood (it has built in air filtering). The Trend supplied rechargeable batteries were not lasting long enough for his needs. To solve the problem he created an external battery pack that provided a good day's worth of working time. He shared his solution with the members at our Show-N-Tell. His solution consists of 2 rechargeable batteries and a switch to quickly select between them. The design includes a 5.5mm DC plug and a long cable that connects to the Trend hood and allows freedom of movement. The selection of batteries for this project has many options. An example would be to use a battery pack. The idea remains the same. The one requirement for the batteries is to supply a 3.6V battery with a mHh (milliamp hour) specification that fits your needs. His assembly fits into a phone pocket that can be carried on a belt or in one's pocket. At the meeting he was asked for a schematic of the solution. So there you go.



B1,B2 3.6V 5600mAh
J1 5.5mm Male DC Power plug.
F1 1A fuse

Note, The 3.6V Rechargeable batteries have many options for substitutions. example battery packs.. In all cases a suitable charger is required.

Gail





GOLD COUNTRY WOODCRAFTERS

Newsletter July 2021

Vol 81

Jack Stellman, retired Woodcraft employee, teacher, and award-winning woodworker, passed away on Monday, June 28, 2021 of leukemia. He was 84. A life-long woodworker, he learned from his father, a cabinet maker and shop supervisor, but Jack instead chose a career in the early days of computer programming, finishing his career as a



long-time consultant for CA AAA. After retiring, he started woodworking full-time, entering competitions and juried craft fairs, and joined Woodcraft in 2014. He was a cherished member of both Sacramento Area Woodworkers and NorCal Woodturners, and a respected elder in the woodworking community. His knowledge and expertise will be sorely missed.

Funeral services will be held on July 17, 2021, at 1:00 pm at Trinity Episcopal Church, 803 Figueroa Street, Folsom, CA.

GOLD COUNTRY WOODCRAFTERS

Newsletter July 2021

Vol 81

Businesses that support GCW: Be sure to stop by Woodcraft Supply Sacramento, Pro Builder Placerville, The Paint Spot*, or the Rockler Woodworking* store in Rocklin. Please let them know how much Gold Country Woodcrafters appreciates their support. * ***Businesses offering GCW member discounts.***

Membership Dues:

Dues for the balance of 2021 (July through Dec.) were due in July and are \$10. Our annual dues will be \$20 starting January of 2022. If you have not done so please bring your \$10 for 2021 to the next meeting.

Notice to members: If your contact information has changed since joining please let the club know. Just send any changes you may have to the email address used to send out the newsletter. Your cooperation is much appreciated.

Gold Country Woodcrafters Meeting Place: (When we can) GCW meetings are held the second Tuesday of each month unless otherwise notified and are at the Park Community Church meeting hall, 3901 Wild Chaparral Dr. Shingle Springs, Ca. exit 37 off highway 50. A map is provided on the home page of the GCW website.

Regards and happy woodcrafting.

Gail Cone

GCW Newsletter editor



I would like to acknowledge my Wife, Karen, for taking the time and effort to proof read the newsletter each and every month. Believe me it makes a real difference making me look good.

GCW Web site: goldcountrywoodcrafters.com

If you have any comments or suggestions please send them to me via an email. If you wish to unsubscribe so you no-longer receive GCW newsletters just send me a reply with the word "unsubscribe" in the subject.