

GOLD COUNTRY WOODCRAFTERS

Newsletter November, 2020

Vol 73


GCW Newsletter Brief:

For November we had 14 members join the GCW Zoom meeting. Basil Borkert again managed the Show-N-Tell with 8 of the 14 who joined participating in the Show-N-Tell. There were some great discussions on tools and projects prompted by the presenting members. The meeting lasted something over an hour. The Zoom meeting process went smoother for the November meeting. Again it was great seeing a few of our fellow woodworkers and discussing their projects and shop activities. For the November newsletter we have 9 members highlighted in the Show-N-Tell section. Again the “Members Corner” section on page 3 has messages from members including one with tools available.

Zoom meetings:

The club is planning to hold Zoom (online) meetings until we are allowed to meet in-person. Unfortunately it may still be a few months before in-person meetings can be convened. Stay tuned for the Zoom meeting notice for December 8th and be sure to mark your calendar to join in at 7PM. Have pictures of your Show-N-Tell projects ready for these meetings. During the meetings you can bring up your project pictures and use the SHARE button on Zoom to show members your work. Homer Rail will continue to be hosting the meetings. All 2020 members and guests are welcome to join the Zoom (online) meetings for the foreseeable future. Details with the Zoom sign-on will be published the Thursday prior to each Zoom meeting. We have a number of our members now that have mastered the Zoom experience. If you haven't yet made the leap, give it a try. If you need one on one help, contact Homer, he's “the expert”. Homer Rail: railart16@yahoo.com

Presidents Message:



Dear fellow CGW members.

With the recent spike in positive Covid19 tests and El Dorado Co. downgrade to “purple”, GCW will continue to go dark for the remainder of the year. We will continue the Zoom virtual meetings thanks to Homer Rail. With practice it's getting easier to check in and re-establish friendships and share projects. Thanks also to Gail Cone's newsletter that has kept us informed as a club. Have a safe holiday and pray for relief that an antidote is on the way. Blessings to all and stay safe.

Warm Regards:

John Brideson

GCW President

GOLD COUNTRY WOODCRAFTERS

Newsletter November, 2020

Vol 73

Standing message from the Editor:

We encourage our members to continue with their woodworking hobby. This is just one of the ways that can help us cope with the challenges being presented to us in this difficult time. The club is meeting through Zoom each month until in person is allowed and safe. Our members are encouraged to join the virtual meetings. With all the projects being created during this wild period we can look forward in anticipation of showing them “in person” at a future meeting. Our next, “in person” meeting will most certainly have to be a Show-N-Tell meeting to rival any.

Notice:

Membership Dues and Club Year: Dues will not be due until we have our first in-person meeting. So for now, please **DO NOT** send in your annual Club dues. When in-person meetings are allowed dues will be prorated to align with the month that first in-person meeting occurs. Normally, established members are required to pay the full yearly dues regardless of when they pay their dues. That requirement will be reinstated the first calendar year the club is operational on January 1. The Executive Committee decided to set the club year to coincide with the calendar year. That is the club year, will now officially start on January 1 of each calendar year instead of September 1 of each year.

Members Message Corner:

Jim Hunt: I just wanted to pass along that Blue Collar supply on Florin-Perkins Rd is no longer in business. They were a great source for bulk screws, nuts, bolts, misc hardware, metals, etc. I don't know of another source of this kind of stuff. Maybe one of our members knows of a place. Wanted to mention this in the next news letter and save some of our members a wasted trip, like I made. Hope all is well and that we are able to start meeting again soon.

Jim

Gail Cone: Lathe duplicator free and looking for a good home. It is a Delta Wood Lathe duplicator. It is adaptable to almost any full sized lathe. I've used it on a Jet lathe and on a Powermatic. It has been used in making numerous chair spindles and table legs over the years. It is in great shape and has various mounting adapters and extra new blades. gpcwoodwk@gmail.com



Gail Cone: If anyone would like to change their mug shot picture that is used for Show-N-Tells, etc please send me a new preferred one. Don't forget to smile...

GOLD COUNTRY WOODCRAFTERS

Newsletter November, 2020

Vol 73

V-Show-N-Tell (9 Members):

Ron Sexton



Here's my newsletter submission. Here's my Show & Tell for the N/L. 1st picture is of the piece of Olive wood before I sliced it off. I sanded and inlaid onto a piece of KOA. To me it looks like a pig or hogs head, see the picture attached of a Peccary for comparison. It was fun to do and will do more if I find wood that looks like an animal. I am enjoying doing my unconventional wood working, kind of nice for a change.

Ron



Basil Borkert



This is the bowl I showed at the November Zoom meeting. It is a segmented bowl composed of Maple, Paduk, Beech and Wenge. The finish will be Danish oil and Wipe on poly.

Basil



GOLD COUNTRY WOODCRAFTERS

Newsletter November, 2020

Vol 73

Mark Butzler




The first picture is of a segmented bowl I made for my neighbor. That bowl is made from stave segments instead of ring segments. After about 6 weeks all the glue joints holding the stave ring together failed. Every one of the glue joints on the staves opened up and the bowl now became lovely fire wood. I went and visited Gail and he figured out a way to save most of the bowl. I parted off the ruined staves and rebuilt the bowl with segmented rings. That seemed to save the bowl and do the trick, time will tell. The second picture is of the rebuilt bowl with all segmented rings. So far the glue joints are holding. The new bowl is finished with mineral oil and Beeswax. I hope the neighbor likes it as it was a lot of work!

Mark



Homer Rail



This is a work in progress. It is a set of blocks for my granddaughter. The smallest blocks are 1 1/2" and the blocks graduate in length by 1 1/2" with the longest being 7 1/2". The final set will be stained in rainbow colors. Lots of cutting and sanding was required here. The dimensions are accurate as they were verified using digital calipers.

Homer



GOLD COUNTRY WOODCRAFTERS

Newsletter November, 2020

Vol 73

John Brideson



Rockler Woodworking has hinges that allow cupboard doors to open behind each other. This saves shop space and provides a good place to hang measuring tools, sanding discs, etc. First door is regular hinge. Second door has extended hinge that allows tandem opening.

John

Gail Cone



Sharpie pens. It also has 4 bird figures lasered and painted blue on it, acrylic. The finish is rattle can polyurethane. Take care and stay safe.

Gail



GOLD COUNTRY WOODCRAFTERS

Newsletter November, 2020

Vol 73

Micky Dupper



Hi Gail and to all the club members. Here are my first two lathe turnings and a puzzle box. I'm having fun with the lathe. The salt bowl, top left, was my first turning. It was turned from old cracked up Dark Walnut. The carved spoon was from a collection I made earlier in the year. My second turning is a bowl of Poplar with a Dark Walnut base. I turned the sides down to reveal the Walnut base in the bottom. Both are just finished using a bees wax mineral oil mixture. With help from Ron Sexton and Roy Carter and U Tube I am learning the different turning tools and techniques of the lathe. The puzzle box is from a 1987 issue of Wood magazine. The wood is Purple Heart, Oak, and the middle piece are unknown wood. I will be spraying the pieces with a clear urethane. Thanks Gail for your offer to assist with lathe questions and you will be hearing from me as I progress. And Thanks to you and your wife for the great club newsletters. Happy Holidays to everyone, be safe and hope to see you in person next year.

Micky



GOLD COUNTRY WOODCRAFTERS

Newsletter November, 2020

Vol 73

Victor Lawson



I thought our members might be interested in some of my latest works. The left image is a set of three lidded bowls averaging 4 1/2" dia., 6" ht.. The left one is Claro Walnut, middle Black Locust partially bleached, right one is Madrone. The knobs are Kamagong (Philippine Ebony). The second image shows a set of Madrone turned boxes with carved tops. Sizes are as follows: Left, 4"dia 1 3/4"ht, middle 4 1/2"dia 4 3/4"ht, the right 4 3/4"dia 4"ht.

All these pieces were turned on the lathe and orientated for end grain or spindle turning. The reason for this is there is very little if any movement or warping making for a good fit for the lids. The hollowing was done with spindle gouge and cleaned up using a scraper. The lid designs were all hand carved using V parting tools and small gouges. I sketch and draw a lot for the designs for the carvings. Those on the madrone boxes are taken directly from those explorations. I transfer the drawing to the wood using carbon paper. A technique I like to use is to trace the lines with my wood burning tool. This makes a nice fine incised line to work my V tool against. The lidded bowls are finished with a poly-oil that I wipe on using two or three coats. They need to hold up to possible use in the kitchen. The madrone boxes are finished with Danish oil. I know it will be a good time when we are all together again.



Victor

Victor was featured in an article in section B of the Mountain Democrat last week. The headline: "Find Exquisite woodwork at Georgetown art Gallery". So, we have a celebrity in the club!! Victor has been displaying his works at the Georgetown Art Gallery. He was the focus of this article that described him as artisan and woodcrafter with his work being "practical pieces meant to enhance life in the aesthetic function of life". There were pictures showing examples of his natural edge bowls and bandsaw boxes. The article went on to describe his background and how he developed his artistic capabilities. Some may remember his fine presentation on making bandsaw boxes he gave to our members. Congrats Victor.

GOLD COUNTRY WOODCRAFTERS

Newsletter November, 2020

Vol 73

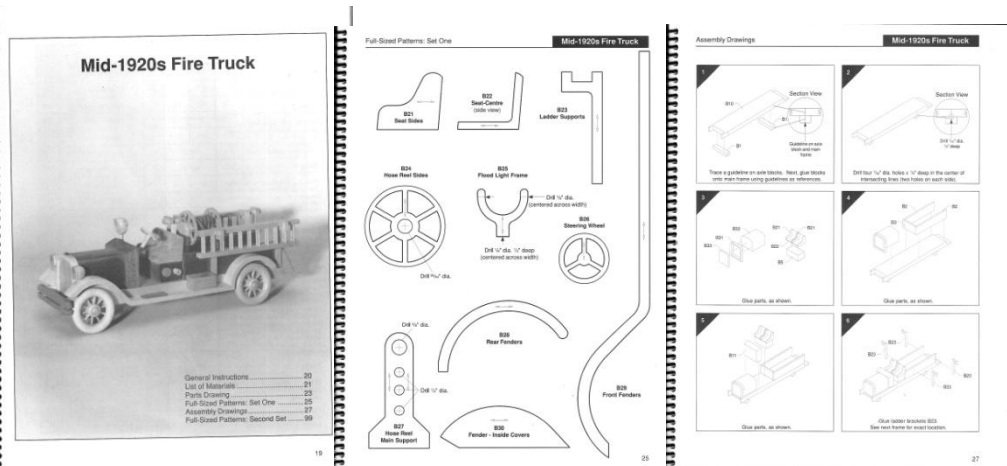

John Roberts



Here are some pictures of my latest toy vehicle projects. I used patterns from the pictured book below with few pages shown below. This is a great book as it is very detailed with accurate dimensions and instructions. I used Padauk, Oak, Pine, and Maple. The wheels, headlights, and steering wheel were purchased. I believe I picked up the book at one of our club meetings.



John



GOLD COUNTRY WOODCRAFTERS

Newsletter November, 2020

Vol 73

Businesses that support GCW: Be sure to stop by Woodcraft Supply Sacramento, Pro Builder Placerville, The Paint Spot*, or the Rockler Woodworking* store in Rocklin. Please let them know how much Gold Country Woodcrafters appreciates their support. * ***Businesses offering GCW member discounts.***

Membership Dues: (No dues required until further notice)

Notice to members: If your contact information has changed since joining please let the club know. Just send any changes you may have to the email address used to send out the newsletter. Your cooperation is much appreciated.

Gold Country Woodcrafters Meeting Place: (When we can) GCW meetings are held the second Tuesday of each month unless otherwise notified and are at the Park Community Church meeting hall, 3901 Wild Chaparral Dr. Shingle Springs, Ca. exit 37 off highway 50. A map is provided on the home page of the GCW website.

Saw and Planer blade sharpening:

For members that need some blades sharpened GCW member Ken Welsh can handle the job. Just give him a call.

WELSH'S SAW WORKS

Formerly Rocklin Saw Works

Ken Welsh

Owner

3021 Crystal View Drive
El Dorado Hills, CA 95762
(Off Bass Lake Road)

Phone: (530) 677-4938

Cell: (916) 275-3388

Regards and happy woodcrafting.

Gail Cone

GCW Newsletter editor



I would like to acknowledge my Wife, Karen, for taking the time and effort to proof read the newsletter each and every month. Believe me it makes a real difference making me look good.

GCW Web site: goldcountrywoodcrafters.com

If you have any comments or suggestions please send them to me via an email. If you wish to unsubscribe so you no-longer receive GCW newsletters just send me a reply with the word "unsubscribe" in the subject.