

GOLD COUNTRY WOODCRAFTERS

Newsletter November 2022

Vol 97


GCW Newsletter Brief:

The attendance for the November meeting was somewhat lower than expected with 19 attending. This meeting was our yearly round table meeting. There were 6 tables set up each with a lead and woodworking topic for members to discuss. For the Show-N-Tell portion of the meeting we had 7 members presenting their latest craftsmanship. 5 members sent in project contributions for this newsletter. There are no member message postings.

Announcements and News section:

- December meeting theme will be woodworking Tips-N-Tricks.
- Woodcraft Supply, January bandsaw usage seminars.
- Badge Etiquette.
- Upcoming Meeting Topics.

Try not to gobble too much!



President's Message:



Dear fellow GCW members.

A big thank you goes out to the several members who stepped up to lead the round table discussions in a variety of interests. The November meeting was chalk full of good information overload. I say that in a positive way as the expertise and knowledge revealed and shared was an opportunity to gain insightful information in the area of wood crafting and associated techniques such as carving, CNC machining, pyrography, hand planes, lath tools and coloring enhancing with dyes. Thank you all who prepared and made the event a success.

Attendance was less than expected due to several members being out of town, illnesses, and not least of all the weather. Harvey Myers took over Steve Cabrol's tasks at the door and Jim Gott filled in for Mark Butzler at the Show-&-Tell. Thanks guys. Mickey Dupper with refreshments and Rich Schwerin with the raffle both deserve special recognition for their efforts. The transfer of items to and from the meeting as well as resupply in a timely manner takes dedication. Please let these guys know how much they are appreciated.

We are still looking for ideas for suggestions for presentations or general discussions for upcoming meetings.

I wish you all a very Merry Christmas and a joyous and happy 2023 New Year. I hope to see you at the December 13th meeting.

Happy turning, carving, sawing and drilling:

Basil Borkert

GCW President



GOLD COUNTRY WOODCRAFTERS

Newsletter November 2022

Vol 97

Announcements and News:

December meeting: For the December 13th meeting the plan is to show videos on woodworking Tips-N-Tricks. In addition, we encourage members to hunt down some of their own Tips or Trick to share with their fellow woodworkers. This could be an entertaining and educational session if we can get a few members to participate.

Upcoming Seminars at Woodcraft of Sacramento: Announcement from Charles Linn (Woodcraft Supply Sacramento manager). We are having Alex Snodgrass, the Bandsaw Method Man here at Woodcraft in Sacramento, the 6th and 7th of January 2023. Mr. Snodgrass will be giving hands on seminars on maximizing your band saw (Jan. 6th) and the making of a 3D cutting board using the band saw (Jan. 7th). Additional information is provided in the fliers located at the end of this newsletter.

Badge Etiquette Reminder --- Badges “to the bucket”: Please wear you badge during meetings and at the end put-em in the bucket!

Upcoming meeting topics: December 13th Woodworking Tips-N-Tricks, January 8th 2023: “Tentative” using Epoxy in woodworking. *Suggestions welcome.

November 2022 meeting Show-N-Tell Summary:

For November we had 7 members showing their latest woodworking craftsmanship. Jim Gott again filled in for Mark managing the Show-N-Tell. Thanks again Jim. The members showing their work were, in order, **Micky Dupper***: Acorn and Bowl Turnings, **Ron Sexton***: Turned Box, **John Roberts***: Bird House, **Basil Borkert**: Home made Steady Rest, **Gail Brooks***: Deep Hollow Vase & Wall Hanging, **Casey Keller**: Rear Drop Resin Turning & Bowl and **Rich Schwerin***: Toy Cars. Those with an * contributed to this newsletter. Thumbnail pictures are shown in order of presentation.



GOLD COUNTRY WOODCRAFTERS

Newsletter November 2022

Vol 97

November Round Table Event:



Let the woodworking information flow.... The November 2022 meeting was a round table meeting and it was all about sharing woodworking information and expertise with fellow woodworkers. The attendance for this meeting was a bit low, possibly due to the cold wet weather, but it was a success just the same. We had 6 tables each representing a specific topic and each with a table lead person. Topics and leads were: laser engraving/cutting with John Roberts, hand planes with Jim Gott, pyrography with Gail Brooks, coloring wood using dyes with Gail Cone, rotary tools for carving with Ron Sexton and turning tools with Jim Hunt. Members were encouraged to move around and visit each of the tables. There were lot of questions and discussions at the various tables. The members present all seemed to enjoy the opportunity to talk woodworking and enjoy the company of fellow woodworkers. Before the pandemic interrupted things November meetings were our round table meetings. The plan is to have all future November meetings be round table meetings. We thank all those that helped make the round table meeting a success. The GCW Executive Committee welcomes feedback and suggestions on meeting topics.

GOLD COUNTRY WOODCRAFTERS

Newsletter November 2022

Vol 97

November Project Submissions (5 Members):

Rich Schwerin



Here are the Christmas Toys I showed at the November meeting. They are solid Oak cars with dados filled using Maple. They are built from re-purposed scraps from an old kitchen table. I used hand-rubbed beeswax as a finish.

Rich



Gail Brooks



Here are the 2 pieces I showed at the November meeting. On the left is a Bradford Pear hollow form. I burned a variety of designs, dyed sections using alcohol inks, and sealed it with wipe on poly.

On the right is a wall hanging piece made from using Maple in which I made channels for the beads, dyed it with alcohol inks, sealed it with lacquer, removed the lacquer from the channels, and glued in strings of beads.

Gail B.



GOLD COUNTRY WOODCRAFTERS

Newsletter November 2022

Vol 97

John Roberts



Here's the Birdhouse I showed at the November meeting. It is made out of plywood and covered with thin strips of cedar. I took a wire brush on mystery handed drill to make the wood look weathered. I used weathered stain to finish it off.



John

Ron Sexton



I call the piece on the left my space ship bowl. It's Ash and has Greenstone crushed rock inlays and measures 6.75 x 5.5". Debbie Heart gave the wood to me a few years back.

The bowl on the right is the last of my Black Acacia wood. It has a Cherry wood top and bottom and measures 4"

deep x 7.5" across. I made and donated this one for the senior center in Placerville to put candy in for the Seniors when they come in for lunch.

As I said at the meeting, I am hanging up my woodworking after 60 years, 25 years of which I was in business doing furniture refinishing & repair and antique restoration. I really enjoyed the work and did lots of interesting pieces over the years as well including 2 or 3 custom pieces a year. I'm sure I'll get the urge to turn something on the lathe and depending on the itch I may do something just to get covered in wood chips. I will continue to attend the meetings as I enjoy seeing everyone and I especially enjoy seeing the many beautiful Show-N-Tell pieces that are brought in, our club has many very talented woodworkers. It's been a great run and I have many good memories to recall.



Ron

GOLD COUNTRY WOODCRAFTERS

Newsletter November 2022

Vol 97

Micky Dupper



The live edge bowl was a mostly turned rough blank I won from the raffle at the October meeting, thanks to Gail Brooks. I finished turning it and ran out of room to cut off the tenon. I decided to leave the tenon and make a base for it to sit on. My wife, Gayle, walked into my shop while turning this bowl and immediately claimed the wood

as Sandalwood. It was very aromatic and matched her essential oils of sandalwood 100 percent! The base is Walnut, with carved underside legs and Dremel accents. It is finished with Waterlox Satin on the bowl and base. The interior of the bowl is Bullseye Shellac clear.

The Acorn turning is from Pear Wood. I used a wood burner tool to accent the top and a Dremel to texture the base followed by a burning on the base. It is also finished with Waterlox Satin finish.

I provided a flyer to be included in the newsletter for a "young" fellow woodworker looking for work. I'm trying to drum up business contacts to help this guy out!

Look to the next page and look closely at the guy on the left....

Micky



Editor Note: For all those new members that may not know him. The Young guy is Roy Carter. He is a young 95 and still kicking it. BTW, he's the one selling raffle tickets at each of our meetings.


GOLD COUNTRY WOODCRAFTERS

Newsletter November 2022

Vol 97

Cabinetwork?

These Men
Will Build You A
Modern Kitchen
or
**Built-In
Wardrobe**



ROY CARTER AND HOWARD GRAHAM
Cabinetmakers

or a
MODERN BATHROOM With A Dressing Table

Whatever You Need in
Custom-made Cabinets

- ★ **CUSTOM-PLANNED** to size and shape of room, appliances or plumbing.
- ★ **THIS CABINETWORK CAN BE FINANCED** by FHA Title I loans — Nothing down and 36 months to pay.



For Free Estimate Call

IRVIN C. EGGIMANN

BUILDING CONTRACTOR

PHONE 3797

CASTLE ROCK, WASH.

GOLD COUNTRY WOODCRAFTERS

Newsletter November 2022

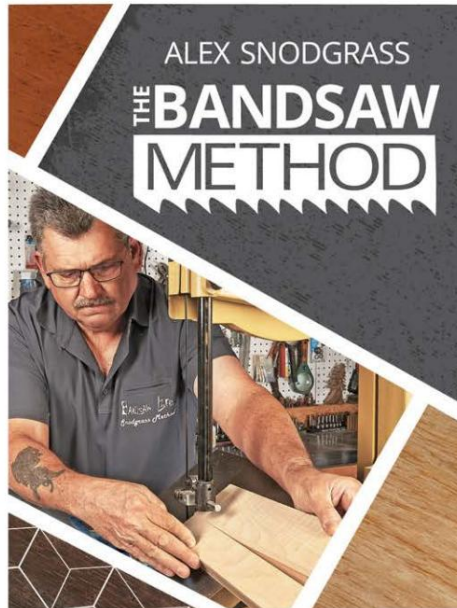
Vol 97



Maximizing Your Bandsaw Friday, January 6, 1pm at Woodcraft Sacramento

In this hands-on seminar, Alex Snodgrass will show you everything you need to know to get your bandsaw running at an optimum performance level. Alex will review all aspects of a multitude of topics, such as tune-up, blade selection, guide adjustments and selection, resawing, and scroll cutting, as well as an overview of all the latest and greatest bandsaw accessories.

Sign up today – space is limited.



3D CUTTING BOARDS

Saturday, January 7, 9:30am-5:30pm at Woodcraft Sacramento

Make a stunning 3D end-grain cutting board using only three different woods – maple, cherry, and walnut with the master himself: Alex Snodgrass. Students will progress through techniques required to build a cutting board: how to make dead-on straight cuts and accurate angled cuts on the bandsaw, and how to plane, sand, glue, and clamp the cutting board. Topics to be covered include: bandsaw myths debunked, bandsaw mechanics, correct blade tension, accurate angle cuts, gluing techniques, end-grain planing, end-grain pattern alignment, food-safe finishes, and care and maintenance of cutting boards. From the beginner to the advanced woodworker, every student will leave the class with a 3D cutting board.

Cost: \$450.00 Plus a \$100.00 Materials Fee

Student must provide safety glasses and hearing protection.

Register today – only 10 seats available!



GOLD COUNTRY WOODCRAFTERS

Newsletter November 2022

Vol 97

Businesses that support GCW: Be sure to stop by Woodcraft Supply Sacramento, Pro Builder Placerville, The Paint Spot*, or the Rockler Woodworking* store in Rocklin. Please let them know how much Gold Country Woodcrafters appreciates their support. * ***Businesses offering GCW member discounts.***

Membership Dues: Our annual GCW club dues are \$25 and are due January of each year. Dues for new members joining throughout the year are prorated based on the month they join. You can pay the dues at any club meeting or send a check to our treasurer. Make the check payable to Gold Country Woodcrafters. Send to: Steve Cabrol 3000 Builders Place, Rescue, CA. 95672. ***Please note on the envelope ATT: Gold Country Woodcrafters.***

Notice to members: If your contact information has changed since joining please let the club know. Just send any changes you may have to the email address used to send out the newsletter. Your cooperation is much appreciated.

Gold Country Woodcrafters Meeting Place: GCW meetings are held the second Tuesday of each month unless otherwise notified and are at the Park Community Church meeting hall, 3901 Wild Chaparral Dr. Shingle Springs, Ca. exit 37 off highway 50. A map is provided on the home page of the GCW website.

Regards and happy woodcrafting.

Gail Cone

GCW Newsletter editor



I would like to acknowledge my wife, Karen, for taking the time and effort to proof read the newsletter each and every month. Believe me it makes a real difference and makes me look good.

GCW Web site: goldcountrywoodcrafters.com

If you have any comments or suggestions please send them to me via an email. If you wish to unsubscribe so you no-longer receive GCW newsletters just send me a reply with the word "unsubscribe" in the subject.