

GOLD COUNTRY WOODCRAFTERS

Newsletter January 2025

Vol 121

GCW Newsletter Brief:



For our first meeting of 2025 we had a fantastic turnout with 32 members in attendance. That is over 70% of our membership. Possibly this was due to, New Years resolutions, or the knowledge that our president, David White, was going to give a presentation on “using resins in woodworking”. The interest in this topic was high as indicated by the turnout and the amount of audience participation. We also had a great turnout of the night’s Show-N-Tell session with 10 members showing their latest craftsmanship. Gail Brooks gave an update on the Boys & Girls club fund raiser March 15th. You will want to visit the member message section addressing the Boys & Girls fund raiser for details. As usual, Rich Schwerin had the raffle prizes all lined up for our raffle. A special thank you to all those that continue to donate items for the raffle and purchase tickets. Note, we still have 2 woodworking machines available: a 4” Delta Joiner and a 12” Delta planer, each available for a very low donation.

Newsletter Sections to Visit

- Messages For Our Members:
 - **Boys-N-Girls:** Club fund raiser Saturday March 15th. **Time for members to donate!!**
 - **2025 GCW Membership Dues:** \$25 is due now.
 - **At the door:** Some changes on entry to club meetings.
 - **2025 Meeting Schedule:** February 10th. President’s Challenge, make something using reclaimed wood.
- January Show-N-Tell.
- Resin in Woodworking presentation, David White.
- Woodworking tools available: 6” Delta Joiner, 12” Delta Planer.

GOLD COUNTRY WOODCRAFTERS

Newsletter January 2025

Vol 121

President's Message:



Dear fellow woodworkers: Thanks to all who attended the January 2025 meeting. Not a bad turn out. The meeting did go long, and again that was my fault. I just enjoy your company. For those that couldn't make it, Fritz, you missed a great meeting. I would like to thank all who had something for the Show-N-Tell. There was a good participation. I truly enjoy seeing the different projects. A lot of excellent work was shown. I encourage more to join in as I'm sure all of us would like to see the work of others. I would also like to thank all who participated in the resin discussion. I was pleasantly surprised at the interest level and questions. I hope everyone found something of interest from my presentation and subsequent discussions. The next meeting is Monday February 10th and there is a president's challenge to make something containing reclaimed wood. So, drink up and empty that wine barrel so you can reuse that oak. Again, thank you for helping set out and

returning the tables and chairs.

Until next time, enjoy your Zen moment in your shop.

David White

GCW President

Messages For Our members:

- ***Boys and Girls Club Saturday March 15th 2025 fund raiser:***

We've been promoting the Boys & Girls Club Heroes fund raising auction event for March 2025 all of 2024. Well, it is that time. We are asking our members to donate some of their fine woodworking crafts to this very worthwhile event. This is our club's chance to give back to the community. It also helps advertise our club.

Gail Brooks is asking those planning to donate to the Boys & Girls Club March 15th fund raising auction to please bring their item(s) to the February 10th meeting. If you can't make it to the meeting, you can contact Gail Brooks directly and she will be glad to pick up your donations. Donating members and their spouses are invited to attend the Heroes Night on March 15th. Roy Carter has purchased 2 tables again this year. There are only 16 table seats available so let Gail Brooks know asap if you want to reserve seating. Gail Brooks contact information: 530-391-3320 tgbrooksmail@gmail.com

- ***2025 Club Dues are due:***

If you haven't paid your dues, it's that time. The dues for 2025 are still \$25. You can pay at any club meeting (check or cash) or send a check to our new treasurer, Bob Brown. Make checks payable to Gold Country Woodcrafters. Send checks to:

Bob Brown

8256 Mercer Way, Fair Oaks, Ca. 95628

Please note on the envelope ATT: Gold Country Woodcrafters.

GOLD COUNTRY WOODCRAFTERS

Newsletter January 2025

Vol 121

- ***At the door:***

You will notice that there are some changes when you pick up your badges and buy raffle tickets. Bob Brown, our new treasurer, is the watch commander now, so to speak. He will be collecting dues, raffle proceeds, donations and dealing with any expenses that are turned in. Mark Butzler will be managing the badge box and recording attendance. For now, raffle tickets will be sold by volunteers. New member signups will be handled by Basil Borkert. As usual, be sure to drop your badges in Yee old badge bucket at the end of the meeting. If your badge has been lost be sure to ask Mark Butzler for a new one. Thank you.

- ***2025 Meeting Schedule:***

February 10th: Dave White declared a president's challenge for February. The challenge is to make something using "Repurposed Wood". We all have some wood that was, at some time, part of something else. So, bang it into a new shape and bring it to the February meeting.

March 10th: Terry Heart is planning to give a presentation on "methods of embellishing projects". That is the use of dyes, textures, etc. to make a project stand out. Each time Terry has presented at the Show-N-Tells he gets a lot of questions on how he goes about adding character to his pieces.

April 14th: This is our Spring GCW club challenge month. The theme for this challenge will be announced at the February meeting.

May 12th: TBD

June 9th: TBD

July 14: TBD

August 1: TBD

September 8: TBD

October 13th: This is our Fall GCW club challenge month. The theme for this challenge will be announced at a later time.

November 10th: TBD

December 8th: The December Holiday meeting will again be a bring their Spouse/Plus-One, pot luck and gift exchange meeting.

We are asking our members to think on what topics they would like to see covered at our meetings. This always is a challenge for the club's Executive Committee to come up with presenters and topics for our meetings. This is your club so your input matters. Please help us out. If you would like to give a presentation to share your woodworking expertise let us know.

GOLD COUNTRY WOODCRAFTERS

Newsletter January 2025

Vol 121

January Show-N-Tell:

We had 10 members presenting their fine craftsmanship at this first meeting of 2025. Mug shots courtesy of Rich Schwerin.



Lou Rain

Here Lou created a side table. He decided to incorporate hand sawed dove tail joinery. Brave man.



Micky Dupper

Micky's latest turnings are a 7" silver maple bowl (natural edge) and a small walnut bowl.



Gail Cone

Gail showed 3 pieces. A 12" resin river platter with cottonwood burl. A potpourri bowl, and a resin infused eucalyptus vase.



Dean Marietta


Dean showed off 2 cutting boards. Creating these was an experience as he tested out his **Saw Stop** table saw. **He hit the blade with a finger and triggered it. Just a slight nick! Guess they work.**



GOLD COUNTRY WOODCRAFTERS


Newsletter January 2025

Vol 121



Ron Sexton

The bowl here is Western Maple and Honduras Mahogany with lacquer. The carving mallet is Bolivian Rosewood 1.5" x 7".



Marcel Vital

Marcel has been using his new CNC to experiment on creating both positive and negative relief plaques. The dragon relief was painted, sealed and background sanded off.



Harvey Myers

Harvey carved out another of his famous dough bowls. He is going to make sure this one gets used or he is going to steal it back!



Tiffany Vital

Tiffany creates her pyrography patterns using a combination of prints and free hand drawing. Her pyrography work here reflects both artistic talent and patience.



GOLD COUNTRY WOODCRAFTERS

Newsletter January 2025


Vol 121



Don Lawson

Here, Don, a proud veteran, shows a number of bowls he turned including armed service medallion inlays.

There is one for each branch of our armed services.



Cassy Keller

The bowl Cassy showed incorporates repurposed wood. He called it a “happy accident”. This project was the inspiration for Dave White declaring a president’s challenge to make something using repurposed wood for the February meeting.

The piece hanging on the wire stand represents a “jelly fish”. Just a fun thing to do... Imagination thrives in woodworking.



GOLD COUNTRY WOODCRAFTERS

Newsletter January 2025

Vol 121

Resin In Woodworking Presentation, David White



The highlight of the meeting was a presentation by our club president, David White. The topic was “Using Resins in Woodworking”. We are seeing more instances of woodworkers using or thinking about using epoxy resins in their projects. Numerous resin related questions have come up during our Show-N-Tells sessions showing the need to address this topic and help those using or maybe wanting to use resins. To aid in his presentation Dave brought a number of resin/wood projects, see photos above. They included finished projects as well as unfinished projects. Finished projects included a river table top, goblets, natural edge bowl, and a large vase.

The types of epoxy resins Dave covered were shallow and deep pour. Table top or shallow pour resins typically use a 1:1 resin to hardener mixing ratio, whereas deep pour resins typically use a 2:1 resin to hardener mix. Shallow pour refers to resins that can be used for table tops coatings and depths/thicknesses up to 2 inches. Deep pour resins generally are can be poured up to 6” deep. Additionally using multiple pours/layers was discussed at length.

Working and curing times vary between resin types and brands. Generally shallow pour resins working times are in the 40minutes or less range. For deep pour resins typical working times could range 2-3 hours. It was noted that working times can depend on brand but are largely dependent on room and resin temperatures. The warmer it is the faster it cures. Optimal working temperatures are in the low 70s. Shallow pour resins generally cured in 24 hours. Deep pour can take up to 72. In reality, resins continue to cure for some time before reaching their full hardness.

There are numerous resin brands out there and specifications for working times clarity, hardness, mixing instructions (by weight or volume), etc. They should be reviewed to make sure a brand will fit ones needs. Dave gave some examples of epoxy resin brands that he knows of or has had experience such as Liquid Glass, Aluminite, and Stone Coat.

Dave brought up a few observations from his experience with using resins. One was that he has not encountered any issues relating to hardness specifications. One thing noted was that if machined too soon the resin can be prone to chipping. Another is when combined with a volume of wood, resin can be deeper as the wood absorbs the curing heat.

This article doesn’t begin to bring out all that was covered in this presentation. If you missed this meeting, you missed a good one. There were numerous questions and exchanges during this presentation showing a high level of interest. This made for a very informative meeting. A big thank you goes to Dave for sharing his experience and knowledge of using resins with us.

GOLD COUNTRY WOODCRAFTERS

Newsletter January 2025

Vol 121

Woodworking Items available:

Donated Tools Available: Here are 2 woodworking related tools that were donated to the club and are being offered to our members for a donation. All proceeds go to the GCW club.

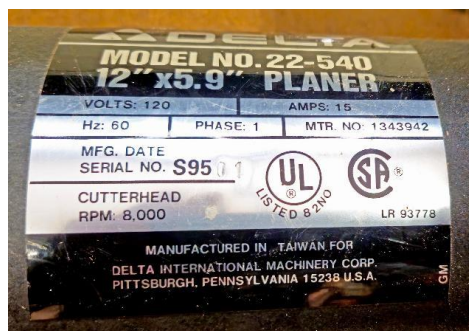
Item 1: 6" Delta Joiner

This is a Delta 6" Jointer (Model 37-190) mounted on a Delta stand. Great Condition. The joiner bed is 46" by 6 3/4" and is powered by a 3/4 hp motor currently wired for 110v, but can be rewired to 220 volts. This would be a great starting joiner. Most of the units on-line are in the \$150--200 range. Suggested member donation is \$100. Contact Rich Schwerin to arrange time and place for pickup. Email: rwmtzca@comcast.net



Item 2: 12 Inch Planer

12inch Delta Planer, great condition. Suggested donation is \$50.



GOLD COUNTRY WOODCRAFTERS

Newsletter January 2025

Vol 121

Businesses that support GCW: Be sure to stop by Woodcraft Supply Sacramento*, Pro Builder Placerville, The Paint Spot Shingle Springs and Placerville*, or the Rockler Woodworking* store in Rocklin. Be sure to let them know how much Gold Country Woodcrafters appreciates their support. * **Businesses offering GCW member discounts. Don't forget to ask for your Gold Country Woodcrafters discount at the checkout counter.**

Membership Dues: Our GCW club dues are \$25 and are due January. Dues for new members joining throughout the year are prorated based on the month they join. You can pay at any club meeting or send a check to our treasurer. Make the check payable to Gold Country Woodcrafters. Send check to:

Bob Brown

8256 Mercer Way, Fair Oaks, Ca. 95628

Please note on the envelope ATT: Gold Country Woodcrafters.

Notice to members: If your contact information has changed since joining, please let the club know. Just send any changes you may have to the email address used to send out the newsletter. Your cooperation is much appreciated.

Gold Country Woodcrafters Meeting Place:

GCW meetings are held the second Monday of each month unless otherwise notified and are held at the Foothills Church Auditorium. Address is 2380 Merrychase Dr. in Cameron Park, Ca. off exit 34 on Highway 50. A map is provided on the home page of the GCW website. No endorsement by Foothills Church is implied.

Regards and happy woodcrafting.

Gail Cone

GCW Newsletter editor



I would like to acknowledge my wife, Karen, for taking the time and effort to proof read the newsletter each and every month. Believe me it makes a real difference and makes me look good.

GCW Web site: goldcountrywoodcrafters.com

If you have any comments or suggestions, please send them to me via an email. If you wish to unsubscribe so you no-longer receive GCW newsletters just send me a reply with the word "unsubscribe" in the subject.