

GOLD COUNTRY WOODCRAFTERS

Newsletter August 2025

Vol 128

GCW Newsletter Brief:



We had a pretty good turnout for a hot August night's meeting with 24 members and 2 guests in attendance. Member John Roberts gave a presentation on a free online graphics tool he discovered. His presentation included interactive demonstrations showing how the tool can be used to create printable templates that can be used in our woodworking. The night's President's Challenge inspired 7 members to make either a music box or jewelry box. Kristina Creel won the \$30 Amazon gift card. For the night's Show-N-Tell we had 8 members show their latest work. Between the challenge and Show-N-Tell we had 15 presentations. That is quite impressive. Our members enjoyed the breaktime and raffle as well. Be sure to visit the member messages section (free wood, woodworking t-shirt, 8" joiner for sale).

Sections To Visit:

- Messages For Our Members: Page 2.
 - **2025 Meeting Schedule:** September 8th President's Challenge, band saw box or furniture piece.
 - **Meeting starting time question:** Should meeting starting time be moved to 6PM or remain 7PM.
- John Robert's online tool presentation: Page 3
- Member Messages: Page 4
 - Former Member, Bruce Hall has free wood available.
 - Gail Cone, Woodworking tee shirt information.
 - John Guglielmino 8" Joiner for sale.
- August President's Challenge: Page 5-6
- August Show-N-Tell: Page 7-8
- Meeting Break Time: Page 9

GOLD COUNTRY WOODCRAFTERS

Newsletter August 2025

Vol 128

President's Message:



Dear Fellow Woodworkers:

Thanks to all who attended the August meeting. This was another good meeting. A little over half of our members attended. I would like to hear from those who are not coming to the meetings. Please let us know what we can do to get your interest. You are missing out on learning from other members. Thanks to those who come, and those who joined in the Show-N-Tell and Presidents Challenge. The night's projects were quite good. Congratulations to Kristina Creel for winning the \$30 Amazon gift card. If you participate in the president's challenge, a raffle ticket goes in the bowl for the drawing for the Amazon gift card. We would really like to see your work. One can learn a lot from doing something different. So come on everyone, join the challenge/Show-N-Tell so we can see what you do. We encourage all to speak into the mic and look at the audience. The next meeting is Monday September 8th, where the Presidents Challenge is furniture piece or a bandsaw box.

I believe that, if you're not making mistakes, you're not trying hard enough and you're not learning. Again, thanks to all for helping with the tables and chairs. Until next time, enjoy your Zen moment in your shop.

David White
GCW President

Messages For Our Members:

- ***2025 GCW Meeting Schedule:***

September 8: President's Challenge, make a band saw box or furniture piece.

October 13th: President's Challenge, make a cutting board, charcuterie board or rolling pin.

November 10th: President's Challenge, make something with a fall/winter/holiday theme.

December 8th: The December Holiday meeting will again be, bring their Spouse/Plus-One, Pot Luck and gift exchange meeting. President's challenge is to make items for the gift exchange.

We ask our members to think on what topics they would like to see covered at our meetings. This is your club so your input matters. If you would like to give a presentation to share your woodworking expertise let us know. If you come across an outside topic/presenter please let us know.

- ***Meeting starting time question:***


At the start of the August meeting Dave white polled the members present to find out their preference in starting time: 6PM or 7PM. The result was essentially 50:50. The GCW Executive committee will take up this topic at their October meeting. This topic has come up a number of times in the history of the club. In those instances, the results were pretty much the same. If there are questions or comments on this topic be sure to let any of the committee members know.

GOLD COUNTRY WOODCRAFTERS

Newsletter August 2025

Vol 128

Online graphic tool presentation, John Roberts:



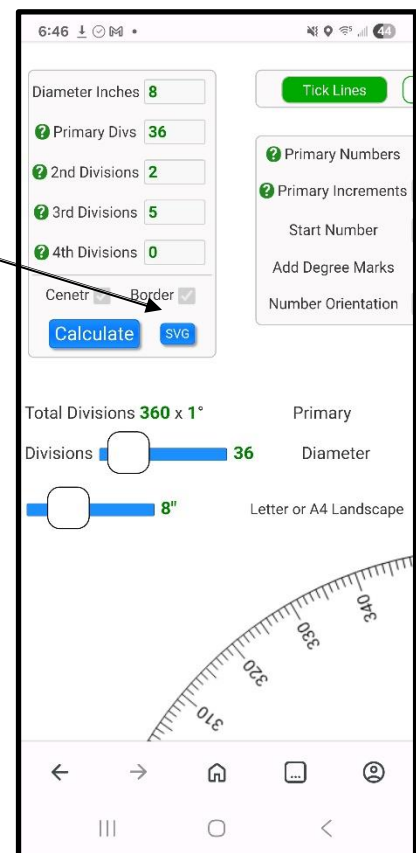
Member John Roberts has become well versed in working with files to be used in CNC and laser cutting/engraving. In his online research for tools to use in his efforts he came across an online site that can be used to create printable templates for a wide range of geometric shapes such as arcs, circles, scale rulers, protractors, cone patterns, clock faces, meter faces, etc. In addition, this website provides numerous calculators to support construction of various structures. Examples are gazebos, roofs, decks, stairs, and many others. The online tool can be found at blocklayer.com. Access and usage of the site is free.

Using his computer and projection aids, John gave a video introduction to the website showing some of the printable templates that are supported and demonstrating how their dimensions and structure can be varied to your needs. Dimensions can be set in SAE (inches) or metric. All the templates can be downloaded as PDFs, and

some in SVG file format. He notes that the SVG option button is usually near the calculate button for those templates that support it as in the photo showing a protractor on the right.

One of the questions from our members was does it support gears? Well turns out it does not. However, there are a number of online sites that do. One of those is one that has been a link on our GCW website for many years. That is [Making wooden gears out of plywood](#).

John encourages those interested to go explore the blocklayer site. Doesn't cost anything and it could help in your woodworking experience. If you have questions he is open to members contacting him. The link to this valuable tool will be added to the GCW website when the link page is added to the new GCW page set.



GOLD COUNTRY WOODCRAFTERS

Newsletter August 2025

Vol 128


Member Messages:

Bruce Hall: Wood giveaway.

Bruce Hall was a member of GCW for many years. He has determined that it's time to hang up his woodworking efforts. As a result, he is offering his wood stash free to those that will give it a good home. His large collection of wood includes turning blocks and pre-cut rounds. The location is Bruce Hall's home 6190 Arcadia Ave, Loomis, Ca. Call to make an appointment to pick up wood from his shop. Call 707-980-3366 or email woodworker7280@gmail.com.

Gail Cone: Woodworking T-Shirt Information

At the August meeting I was wearing a new T-Shirt my wife got for me. It shows my brain (or some fact simile). It got some attention and was asked to provide information on where one could get them. There are a number of woodworking related styles available. The website is: Sawdust Style. Here is the one I have, shown on the right.



John Guglielmino: Joiner For sale.



8" JOINTER WITH HELICAL HEAD

MODEL: JWJ-8HH MOTOR: 2HP, 1PH
STOCK: 718250J 230V
SERIAL: 23054310

MADE IN TAIWAN

This Jet 8" jointer with helical head has not been used and still has some factory packaging on it. I purchased it from Sacramento State (they were dismantling their classroom shops). Once I got it into my shop, I realized it was too big. It comes with a lot of the assembly parts, including the belts. It's approximately 62" long and is very heavy. It came without the motor or stand. The approximate cost for both from Jet would be around \$1000. However, if you build your own base and get a third party motor the cost would be much less. Please contact me if you have any questions. Asking: \$300. If interested email me at jgugliel@gmail.com.

GOLD COUNTRY WOODCRAFTERS

Newsletter August 2025

Vol 128

August President's Challenge:

We had 7 presenters for the August President's Challenge. The challenge was to make a music box or jewelry box. We have added something new for the challenge event. The President's Challenge Amazon \$30 card winner for August was Kristina Creel. Photos by Rich Schwerin and Gail Cone.

Dean Marietta



Jewelry boxes are always fun projects as they are always appreciated by gifts for that someone special. Dean made his using Walnut. It features a lift out tray for that extra storage. It has a wax finish.




Marcel Vital



For August there was definitely a theme in the Vital woodworking. Marcel shows his heart. Jewelry box heart with music added. The lid design was found online and implemented using CNC. The wood is Alder with coloring being cherry stain.



Dave White




Dave made this turned jewelry box. It features A finial and some intricate beading on the body. It was finished using WaterLox.



Tiffany Vital



Tiffany continues to put an artistic touch to her projects. This heart jewelry box is no exception. The pattern is done using CNC. The contrast is done using pyrography.



GOLD COUNTRY WOODCRAFTERS

Newsletter August 2025

Vol 128

Kristina Creel




Kristina called this piece a Cedar experiment. While scrolling she found that the Cedar (being a soft wood) tended to fray. That said the fretwork turned out great. Oh, and it plays music when the door is opened.



Michael Jay

Michael showed a watch box made using scrap quilted Maple for the main body and Walnut for the lid. He finished it using Odie's Oil and wax. Unfortunately, there are no photos of Michael Jay and his jewelry box.

Micky Dupper



Micky brought 2 music boxes, "the Beauty and the Beast ". The Beauty, a pine needle music box made by wife Gayle. Micky helped with collecting the pine needles. The Beast, is Oak Burl. He hollowed the base out for the music box. The music box installed through the bottom. Three legs provide space for the wind-up key. The branch in the top represents an EarWorm of the song from Beauty and the beast.



GOLD COUNTRY WOODCRAFTERS


Newsletter August 2025

Vol 128

August Show-N-Tell:

For the August Show-N-Tell we had 8 presenters. Photos by Rich Schwerin and Gail Cone.


Gary Baldock



Our newest member, Gary, is already participating in our project presentations. Here he shows a leopard, he had created some time ago mounted in a new display case.



Gail Cone



Gail decided to bring a large resin vase project, just out of the bucket. It will be a little bit before he starts turning it.



Required 3 liters of resin and has a large piece of mistletoe root inside!

Kristina Creel




Kristina presented a flower that she scrolled out. The leaves and pedals were each scrolled separately and then assembled. Each piece was sanded to detail. The wood is Baltic Birch.

Gail Brooks



Gail showed off her latest wood art. It included a "mini" acorn box, acorn assortment, and a lady slipper

flower mounted in a Manzanita Burl.



GOLD COUNTRY WOODCRAFTERS


Newsletter August 2025

Vol 128

John Roberts



John has shown a number of his truck projects over the years. This truck tractor hauling rig is one of his largest and was started 5 years ago. Every component on this rig John fabricated. He just revisited it and completed the trailer.



Mark Butzler



Good to see mark back. He showed a segmented bowl he's been working on. It features overlaid rings that took some study and planned to make it happen. The rings were offset by about 1/4" to each other and were made from Maple and Blood Wood.


David White



For his Show-N-Tell. Dave showed 3 projects. The largest was a captured ring goblet turned from Manzanita. He had to fill some cracks (not unusual for Manzanita) with coffee grounds and CA. The finish is WaterLox. The next was a finial turned from, what else, a pencil. And then, last but not least, a Purple Heart lidded vase. Maybe 3/4" in length including the

finial on the lid. Turns out (pun intended) that these projects are all NorCal Turners President's Challenges.

Micky Dupper



Micky showed a hand mirror made using Walnut and a Plexiglas mirror. He used a plunge router to machine the space for the mirror. Turned out there was

some space around the mirror that had to be filled. Solved by adding shells and beads.



GOLD COUNTRY WOODCRAFTERS

Newsletter August 2025

Vol 128

Break Time Everyone!



During the evening's break time the members took time to catch up and study the projects brought in for the night's President's Challenge and the Show-N-Tell sessions. John Roberts is back, so the refreshments were available and he gave a presentation on a new online tool he found. All 26 attendees enjoyed the time with their fellow members and friends. Rich Schwerin sure knows how to get those candid shots when you are not looking! Don't we all look great?

GOLD COUNTRY WOODCRAFTERS

Newsletter August 2025

Vol 128

Businesses that support GCW: Be sure to stop by Woodcraft Supply Sacramento*, Pro Builder Placerville, The Paint Spot Shingle Springs and Placerville*, or the Rockler Woodworking* store in Rocklin. Be sure to let them know how much Gold Country Woodcrafters appreciates their support. * **Businesses offering GCW member discounts.** **Don't forget to ask for your Gold Country Woodcrafters discount at the checkout counter.**

Membership Dues: Our GCW club dues are \$25 and are due in January. Dues for new members joining throughout the year are prorated based on the month they join. You can pay at any club meeting or send a check to our treasurer. Make the check payable to Gold Country Woodcrafters. Send check to:

Bob Brown

8256 Mercer Way, Fair Oaks, Ca. 95628

Please note on the envelope ATT: Gold Country Woodcrafters.

Notice to members: If your contact information has changed since joining, please let the club know. Just send any changes you may have to the email address used to send out the newsletter. Your cooperation is much appreciated.

Gold Country Woodcrafters Meeting Place:

GCW meetings are held the second Monday of each month unless otherwise notified and are held at the Foothills Church Auditorium. Address is 2380 Merrychase Dr. in Cameron Park, Ca. off exit 34 on Highway 50. A map is provided on the home page of the GCW website. No endorsement by Foothills Church is implied.

Regards and happy woodcrafting.

Gail Cone

GCW Newsletter Editor



I would like to acknowledge my wife, Karen, for taking the time and effort to proof read the newsletter each and every month. Believe me it makes a real difference and makes me look good.

GCW Web site: goldcountrywoodcrafters.com

If you have any comments or suggestions, please send them to me via an email. If you wish to unsubscribe so you no-longer receive GCW newsletters just send me a reply with the word "unsubscribe" in the subject.