

GOLD COUNTRY WOODCRAFTERS

Newsletter November 2024

Vol 119

GCW Newsletter Brief:



For November we had a good turnout with 31 members present including 1 new member, Tim Shanahan. Welcome to the club Tim. The high turnout was probably due to the night's presentation on *hand plan* sharpening and usage by Jim Gott. Jim's presentation did not disappoint. We had 11 members participating in the night's Show-N-Tell with an array of projects and craftsmanship that continues to impress. The meeting break offered a time to study the many projects presented. The night's raffle was fun as usual. Our members continue to support it with

donations and obtaining tickets. Members in the photo above showing hands are all veterans. This Veterans Day we thank you for your service to our country.

Newsletter Sections to Visit

- Messages For Our Members:
 - *Boys-N-Girls* Club fund raiser.
 - **December 9th 6PM** meeting (Member Plus-One, Pot Luck, gift exchange, Pres. Challenge).
 - **Badges:** The Badge Topic, yet again.
- Hand Plane Presentation, Jim Gott
- October Show-N-Tell Presenters.
- Meeting Break.
- SAW (Sacramento Area Woodworkers) Fund Raiser. Large Monkey Pod slab prize.
- Woodworking tools available: 6" Delta Joiner, 12" Delta Planer



President's Message:



Dear fellow woodworkers, I think the November meeting went well. Although it did go long. That was my fault. Sorry about that. Thank you, Veterans, for all you've done. For members who were there, thanks for coming and for those who did not make it, you missed a good meeting. I would like to thank all participating in the show and tell. There was good participation and it was good to see some of you joining in that don't often do so. A lot of nice projects were presented. Again, I encourage more members to bring in your work to show our members. Thank you, members, for helping set out and returning the tables and chairs. Remember, the next gathering, on Dec 9th, will be our bring a plus-one and pot luck meeting. If you haven't done so, please let us know you're coming, and show up with a happy face and a holiday show and tell. Maybe use some of those kitchen projects you made for the food you're bringing. Think about maybe making something for the gift exchange. A special thanks to, Jim Gott, for the great class on *hand planes*. Hopefully we will get a follow-up class in the future.

Until next time, enjoy your Zen moment in your shop.

David White

GCW President

GOLD COUNTRY WOODCRAFTERS

Newsletter November 2024

Vol 119

Messages For Our members:

- **December 9th 6PM Holiday Meeting:**

This is a bring your Spouse/Plus-One to celebrate the holiday season.

An RSVP is required to attend this meeting. If you did not sign-up all ready at the November meeting, please send a text to Jim Gott 408 218-1418 and include the number in your party, and what food course you would be bringing for the Pot Luck. Course selections are Appetizer, Salad, main course, side dish, or dessert.

- **Please note:** this meeting starts at 6PM not 7PM.
- **Plus-One:** Members can bring their Spouse/Plus-One to enjoy this holiday meeting.
- **Pot Luck Dinner:** At the December holiday meeting we are having a pot luck dinner. At the November meeting Jim Gott will make available a signup sheet for members to RSVP for the December meeting, indicate number in party and list what they would like to bring for the pot luck. Categories are salad, main course, side dish, or dessert.
- **Holiday President's Challenge:** The Challenge is to make something with a holiday theme.
- **The Gift Exchange:** There will be a holiday gift exchange. To participate, please bring a wrapped anonymous gift for the exchange. If you have a plus-one and you want him/her to participate, you can each bring a gift. Each gift gets a ticket. Tickets will be drawn and the first person opens a gift they choose from the table and displays it for all to see. The next ticket holder has a choice of "stealing" any gift that has been already opened or opening a new gift from the table. If your gift is stolen, you can either steal someone else's that you had your eye on, or open another gift from the table. A gift can only be stolen twice, so the third owner is locked. After all the gifts have been opened/all tickets drawn, the holder of the FIRST ticket of the evening has one final option to steal any unlocked gift. Gifts can be woodworking related (maybe something you made) or just something nice you would be happy to receive. Suggested gift value is around \$30.

- **Boys and Girls club March 2025 fund raiser:**

It's not too early to start thinking about project contributions to the Boys-N-Girls Club fund raiser in March of 2025. I know that is only 3 months from now. It does take time to do our creating so the sooner the better. This is a very worthwhile event. It's our club's chance to give back to the community.

- **Badges, oh where oh where did they go?**

We have a number of our members who inadvertently took their badge home with them. Please try to bring your wayward badge to the next meeting. Then be sure to drop your badges in Yee old badge bucket at the end of the meeting. Thank you.

GOLD COUNTRY WOODCRAFTERS

Newsletter November 2024

Vol 119

November presentation: Hand Plane Sharpening and Usage (Jim Gott):



For November we had an in-depth presentation by member Jim Gott on sharpening *hand plane* blades plus a brief introduction on using *hand planes*. He opened by asking how many members present had a *hand plane*. Many of us raised our hands. He didn't ask how many actually use them. We all know why we don't use them. Generally, it's because we don't really know how to sharpen the blades making them difficult to use. Jim's objective in giving this presentation, was to take some of the mystery out of the task and hopefully enable some of us to dig out their planes and use them. To start, he stressed that in order to get good results the blade must be "very sharp". As in razor sharp! He actually gave a full demonstration showing the process of

sharpening a blade to get the desired results. During that demonstration we saw the steps to sharpening, what tools and supplies are needed, the parts to a plane, and how to adjust a plane. As time was running short, he gave a brief intro into the actual usage and desired wood shaving results.

As to the demo and resulting information: At the start he mentioned that in order to achieve the best results the blade must be polished front and back to a mirror finish before sharpening. The blade he used for the demo had already been prepared for the demonstration. Basic tools used were a honing/sharpening jig to hold and guide the blade and a shop made jig, that was basically a wood base with attached blocks for setting the desired distance for the bevel angle. Jim used a diamond plate (300/1000) for the coarse honing step to create the desired bevel then a ceramic plate (16,000) to refine/polish the bevel. Just minimal pressure is recommended during sharpening. Then he added a micro bevel to the back of the blade edge and then a micro bevel to the bevel edge. Both micro bevels were performed free hand and at less than 1degree. He used water and a product called Hone Rite Gold as a lubricant while sharpening. The ceramic stone must be flattened before and during usage to be able to maintain the geometry of the blade during sharpening.



He pointed out that new planes are not ready for usage right out of the box and are normally pre-ground to 25 degrees. The general recommended practice is to regrind the blades to between 30 and 35 degrees. Jim sets his 30/31 degrees. Parts of a plane: Frog, lateral adjustment lever, lever cap, blade & chip breaker, adjustment wheel, yoke, and backlash. Some units come without chip break.

We would like to thank Jim for giving us this very informative presentation. Good Job Jim!

GOLD COUNTRY WOODCRAFTERS

Newsletter November 2024


Vol 119

November Show-N-Tell:

We had 11 members showing their recent project creations. Member Photos by Rich Schwerin.




Bob Brown is starting his turning adventure. He showed 3 turned candle sticks. First turnings. Not too bad Bob. A natural.



Casey Keller brought in his latest turning, a Magnolia bowl.



Terry Heart brought 5 natural edge bowls. His finish included dyes to add artistic character of each of the bowls. He got a lot of questions on his pieces.



David Harrison is another member taking the turning plunge. Here he is with his first Lidded Bowl. He came with a few turning questions. The audience was glad to offer their advice.



This Photo does NOT do it the turning justice...

GOLD COUNTRY WOODCRAFTERS


Newsletter November 2024

Vol 119

Show-N-Tell Continued....



Oscar Wittrock showing off his turned Dome Box. If you think turning a small box is easy, well it's not.



Micky Dupper really does have a heart. Actually he brought 3 carved from Walnut. 3 sizes in all. He holds the largest one in his hand... They are meant to be hung on the wall for all to see.



Gail Cone brought in a number of pieces. A large vase turned from Purple Plum. A Maple Bowl w/dyed rim, and 3 small ring boxes.




Mark Butzler showed a bowl with accent rings. He has also been working on deveopling overlaid segmented rings. Shown on left.

GOLD COUNTRY WOODCRAFTERS


Newsletter November 2024

Vol 119

Show-N-Tell Continued...



Don Lawson showed a natural edge bowl with turquoise inlay.



David White showed the progress he has made on carving a BIG LEAF. He has been perfecting leaf carving for the last couple of months.



Gail Brooks brought in another unique woodart. Turned and carved mushrooms on drift wood.



GOLD COUNTRY WOODCRAFTERS

Newsletter November 2024

Vol 119

November Meeting Break:



Break time allowing members to see and talk about the many projects presented at this meeting. Making friends and collaborating is what this club is about. This is always a welcome moment for our members. Candid photos by Rich Schwerin.

SAW (Sacramento Area Woodworkers) fund raiser.

MONKEY POD SLAB 72" Long x 32" +/- Wide x 2 3/4" Thick

Enter a chance to win this fabulous piece of wood. Would make a center piece or table. Each chance to win is a \$ 5.00 Donation. Your \$5.00 donation(s) can be brought to the Sacramento Woodcraft store or can be mailed to:

SAW
PO Box 661121
Sacramento CA 95866-1121
Please make checks out to SAW

Note: the slab is on display at the Woodcraft store.



GOLD COUNTRY WOODCRAFTERS

Newsletter November 2024

Vol 119

Woodworking Items available:

Donated Tools Available: Here are 2 woodworking related tools that were donated to the club and are being offered to our members for a donation. All proceeds go to the GCW club.

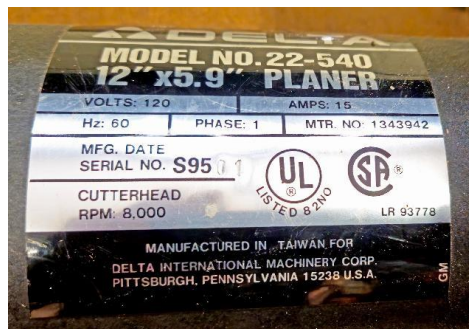
Item 1: 6" Delta Joiner

This is a Delta 6" Jointer (Model 37-190) mounted on a Delta stand. Great Condition. The joiner bed is 46" by 6 3/4" and is powered by a 3/4 hp motor currently wired for 110v, but can be rewired to 220 volts. This would be a great starting joiner. Most of the units on-line are in the \$150--200 range. Suggested member donation is \$100. Contact Rich Schwerin to arrange time and place for pickup. Email: rwmtzca@comcast.net



Item 2: 12 Inch Planer

12inch Delta Planer, great condition. Suggested donation is \$50.



GOLD COUNTRY WOODCRAFTERS

Newsletter November 2024

Vol 119

Businesses that support GCW: Be sure to stop by Woodcraft Supply Sacramento*, Pro Builder Placerville, The Paint Spot Shingle Springs and Placerville*, or the Rockler Woodworking* store in Rocklin. Be sure to let them know how much Gold Country Woodcrafters appreciates their support. * *Businesses offering GCW member discounts. Don't forget to ask for your Gold Country Woodcrafters discount at the checkout counter.*

Membership Dues: Our GCW club dues are \$25 and are due January. Dues for new members joining throughout the year are prorated based on the month they join. You can pay at any club meeting or send a check to our treasurer. Make the check payable to Gold Country Woodcrafters. Send to: Steve Cabrol 3000 Builders Place, Rescue, CA. 95672. Please note on the envelope ATT: Gold Country Woodcrafters.

Notice to members: If your contact information has changed since joining, please let the club know. Just send any changes you may have to the email address used to send out the newsletter. Your cooperation is much appreciated.

Gold Country Woodcrafters Meeting Place:

GCW meetings are held the second Monday of each month unless otherwise notified and are held at the Foothills Church Auditorium. Address is 2380 Merrychase Dr. in Cameron Park, Ca. off exit 34 on highway 50. A map is provided on the home page of the GCW website. No endorsement by Foothills Church is implied.

Regards and happy woodcrafting.

Gail Cone

GCW Newsletter editor



I would like to acknowledge my wife, Karen, for taking the time and effort to proof read the newsletter each and every month. Believe me it makes a real difference and makes me look good.

GCW Web site: goldcountrywoodcrafters.com

If you have any comments or suggestions, please send them to me via an email. If you wish to unsubscribe so you no-longer receive GCW newsletters just send me a reply with the word "unsubscribe" in the subject.