

GOLD COUNTRY WOODCRAFTERS

Newsletter November 2025

Vol 131

GCW Newsletter Brief:



The turnout for the November meeting came to 31 members and 1 guest. Makes 3 months now where we had over 30 in attendance. The night's President's Challenge was to make something with a fall/winter or holiday theme. We had 9 members respond to the challenge with some creative projects. Gail Brooks won the \$30 prize this time around. Nine members brought something to present at the night's Show-N-Tell. A highlight of the evening was a presentation by member David Harrison on his journey restoring a 33 Lincoln. As part of the presentation David had his 33 Lincoln outside for members to see. Rich Schwerin handed out flyers for the December 12th holiday meeting events. Rich is organizing and hosting this year's holiday meeting. Note: an RSVP is required to attend this meeting. **See the "Messages for Our Members" section for details.** John Roberts, a long-time member, announced that he is dealing with some health issues so will miss attending future meetings and is planning on leaving the area in a few months. The member messages section has a Joiner/Planer for sale by Roy Carter.

Sections To Visit:

- Messages For Our Members: Page 2,3.
 - **December Meeting:** December 12th Meeting plans.
 - **Refreshments:** We now have a team to cover refreshments.
 - **Meeting Schedule:**
- Member Messages: Page 3
 - Former Member, Roy Carter has a Joiner/Planer + Dust Collector for sale.
- November President's Challenge: Page 4,5
- November Show-N-Tell: Page 6,7,8
- Antique 33 Lincoln Presentation: David Harrison: Page 9
- Meeting Break Time: Page 10

GOLD COUNTRY WOODCRAFTERS

Newsletter November 2025

Vol 131

President's Message:



Dear Fellow Woodworkers:

Thanks to all who attended the November meeting. Another good meeting with 32 people with a guest is not bad. Also, we had 18 projects between the Show-N-Tell and the President's Challenge. Gail Brooks won the Amazon gift card. It could be you next time if you enter the challenge. High member participation like this in the challenge and Show-N-Tell is filling most of the meeting time. The quality and ingenuity in projects are very good. If you are not participating, we would really like to see your work. One can learn a lot from doing the challenges. So come on everyone and join the challenge to see

what you can do. If you have anything you would like to donate for the raffle, be sure to bring that in. We continue to encourage members to use the mic and look at the audience when speaking.

Remember my motto, if you're not making mistakes, you're not learning or trying hard enough. Thank you for helping set out and returning the tables and chairs. ***See you at the December Holiday meeting.***

Until next time, enjoy your Zen moment in your shop.

David White

GCW President

Messages For Our Members:

- ***December Holiday Meeting:***

The December Meeting will be on Friday December 12th at 6PM as the Foothills Church has a function on Monday the 8th. This is our, bring your Spouse /Plus One Holiday Celebration event with a Pot-Luck and Gift Exchange. The church will be setting up tables, etc. The President's Challenge is to make something for the gift exchange. Rich Schwerin will be our Host/Master of Ceremonies for the evening's events.

An RSVP is required to attend this meeting. Please send a Text or email to John Guglielmino (559-217-2892) jgugliel@gmail.com. Please include: Number in your party and what course selection you will be bringing to the potluck: Appetizer, Salad, Entrée, Side Dish, Dessert.

GCW will supply service, cutlery and beverages.

The Gift Exchange. Each participating person/couple brings a wrapped anonymous gift for the exchange. If possible, gift something you have made. Each gift receives a ticket.

Tickets will be drawn and the first person opens the gift they choose from the table and displays it for all to see.

GOLD COUNTRY WOODCRAFTERS

Newsletter November 2025

Vol 131

Subsequent ticket holders have the option of “stealing” any gift that has already been opened or choosing a new gift from the table.

If your gift is “stolen,” you then have the option of taking another from the gift-table or claiming an opened gift from another person.

A gift may only be stolen twice, so that the third owner is guaranteed (“locked”) to keep that gift.

After all gifts have been opened, the holder of the FIRST ticket of the evening has one final option to steal any unlocked gift.

Gifts may be woodworking related (perhaps something you created) or something nice you would be happy to receive. Suggested gift value is in the \$25-30 range.

- ***We now have a refreshment team:***

Casey Keller, Adam Fritz and Basil Borkert have volunteered to take over the meeting refreshments duties. They will switch off as their individual schedules dictate to make sure each meeting is covered. We really appreciate you all volunteering to help keep us fat and happy. We also, really look forward to the freshly baked treats members bring in.

- ***GCW Meeting Schedule:***

December 12th: The Friday December Holiday meeting will again be, bring their Spouse/Plus-One, Pot Luck and gift exchange meeting. President’s challenge is to make items for the gift exchange.

January 12th 2026: President’s Challenge, make whatever you can dream up using the material from one 8foot construction grade 2x4. Pine, Redwood, Douglas Fir, etc. Yes, there can be hardware, etc.

February 9th 2026: President’s Challenge, make anything incorporating a heart shape (Valentines Day Theme).

Member Messages:

Roy Carter: Joiner/Planer for sale.



Roy Carter is downsizing his shop. He has a Grizzly Joiner/Planer and Dust Collector, plus 2 sets of extra knives for sale. A new Grizzly Joiner/Planer would be around \$4,000.00. He is offering it to our club members or friends for \$800.00. He plans for the proceeds from the sale go to the GCW club. Anyone that is interested are welcome to take a look at it. The

owner’s manual will be available at meeting.

GOLD COUNTRY WOODCRAFTERS

Newsletter November 2025

Vol 131

November President's Challenge:

We had 9 presenters for the November President's Challenge. The challenge project options were to make something with a fall/winter or holiday theme. The President's Challenge \$30 Amazon card went to Gail Brooks. Photos by Rich Schwerin and Gail Cone.

Michael Jay



Michael definitely met the criteria for the challenge with his Show-Man entry. It is almost as tall as he is.

Micky Dupper



Micky had a Birch tree segment and decided to carve a Christmas tree. He used a rotary carver and finished it with tung oil.

John Roberts



John showed a mobile with 9 Christmas ornaments. Each ornament is made up of a piece of mylar sandwiched between 2 identical laser cut designs. The wire, I believe, is piano wire.

Jim Higbee



Jim showed off a Cardinal ornament. The Cardinal is carved then painted using "Cardinal Red".

GOLD COUNTRY WOODCRAFTERS

Newsletter November 2025

Vol 131

Marcel Vital

Marcel brought in an ornament made with Walnut, Brazilian Cherry. He used a kit that provided gold hanger top and finial bottom. Sorry, somehow missed getting photo of the Christmas ornament.

Gail Brooks




Gail showed a Fall themed platter. It is about 15" d with carved leaves and pyrography stippled border on top. The Bottom also is pyrography stippled (100 dots per square inch). The wood is Silver Maple. The leaves are actually carved directly into the same piece.

Casey Keller



Casey turned this Christmas ornament using Spalted Maple and added a Cocobolo Finial.

Don Lawson



Don showed 4 ornaments. Some of the woods used are Maple, Ebony, and Kingwood.

David White



Dave made this memory chest for a friend that is going blind. The objective was to incorporate features that reach the senses of smell, sound and touch. Three sides have textured pictures representing Spring, Summer, and Fall. It includes a music element that plays some of the friend's favorite music.

GOLD COUNTRY WOODCRAFTERS

Newsletter November 2025

Vol 131

November Show-N-Tell:

For the November Show-N-Tell we had 9 presenters. Photos by Rich Schwerin and Gail Cone.

David Harrison



David presented a small turned cup (no photo) made with wood and resin formed in a cottage cheese container. The resin was left over from pouring polyurethane taillight lenses for a 1933 Lincoln he

restored/rebuilt. See his presentation later in the newsletter. His presentation started off by describing how he recreated taillight lenses for his 33 Lincoln.

Dave White



Dave brought in a smaller version of the burned Manzanera he showed last month. Again, he made attempts to keep the piece as found in the



wild. The adornment is again dried kelp. Finish is his go to WaterLox.

Gail Cone



Gail brought 3 pieces to share. A Segmented vase and 2 turned ring boxes. The vase made with Maple & Walnut Staves and Lacewood accents. One ring box is Purple Plum while the other is Black Acacia. MinWax tung oil finish was the primary finish used.

Micky Dupper



Micky showed a smaller version of the rolling pin from last month. In addition, he presented a needle holder and an antique ruler. The ruler has several wood species inlaid along its length.

GOLD COUNTRY WOODCRAFTERS

Newsletter November 2025


Vol 131

Gary Baldock



Gary showed a scrolled butterfly. The wood used was Basswood. The yellow dots are each painted on.

Lou Rain



Lou brought in an eye teaser cutting board. If you try to fixate on a pattern, you will get there. He used Walnut, Maple and Purple Heart.

Casey Keller




Casey brought 2 bowls. A Sycamore and an English Walnut. The Walnut bowl had some defects that he wanted to fill. He asked the members for suggestions on how to go about

filling in the defects without blemishing the Walnut. Suggestions

included using shellac sealer before glueing the filling material.

Basil Borkert



Basil, our master of cutting boards, brought in his latest work. Woods used included Oak, Maple and Purple Heart.

GOLD COUNTRY WOODCRAFTERS

Newsletter November 2025

Vol 131

Don Lawson



Don likes to go for hikes. On one of his latest he came across a section of Black Oak. Good thing it was a downhill trip to haul the wood back to the car. There were a number of cracks in the bowl when turned. He filled them with crushed turquoise.

More photos for the Lincoln presentation on the next page



GOLD COUNTRY WOODCRAFTERS

Newsletter November 2025

Vol 131

David Harrison 33 Wood-Framed Lincoln Presentation



As I presented in the Show-N-Tell session the taillight lenses were made to replace a lost one and avoid paying \$400 for an original glass taillight lens. The taillight lenses were cast in a silicone mold with the polyurethane resin and were very challenging. Each lens could not have air pockets in any visible portion of the lens and needed to display some very fine text on the face of the lens. Due to circles and angles on the lens, the air pockets were reluctant to rise to the surface.

I drove the 1933 Lincoln with the polyurethane taillight lens to the church parking lot for everyone to view. The cars in the 1920's to early 1930s had a significant amount of wood in their body structure. This was done to allow customization and changes to the body by skilled craftsmen as they transitioned away from constructing horse drawn wagons. The Lincoln has a wood framework supporting an aluminum skin body. The front fenders are made from 8 pieces of hammer-welded steel. The doors are wood-framed with aluminum skin. Lots of nails hold it all together. The dash and window trim in the car are real wood.

The car is officially a 1933 Lincoln KB 7 Passenger Sedan. (The 'Sedan' label means it is open from the front seat to the back. If there was a window between the seats, it would be considered a 'Limousine.')

It supports seven passengers by using two jump seats that fold out of the back of the front seat. The car has a V-12 450 cubic inch engine, weighs 5400 lbs., with a 3-speed manual transmission, manual power brakes, and no power steering. It is really hard to drive on twisty roads.

Most of the luxury cars in the 1930's were built as just a chassis and engine. They would then go to a custom coach builder such as Brunn, Judkins, Willoughby and Brewster for them to build a body for their customer. This one happens to be a Lincoln-built body and was not made by another company. Henry Ford started with Model T Fords and bought the Lincoln company in 1921. His son, Edsel Ford, managed Lincoln during the 1930's. This car reflects Edsel Ford's design ideas. The original trunk is on the back of the car. It has original suitcases and a hat box inside.

I hope you all enjoyed seeing my car. There are a few more photos on the previous page.

David Harrison

GOLD COUNTRY WOODCRAFTERS

Newsletter November 2025

Vol 131

Breaktime Everyone!



Here's the best part of the meeting break time, having a chance to look over the projects and talk over the details of their creation. Then again there's always that chance to grab some of the yummy treats that are donated.

GOLD COUNTRY WOODCRAFTERS

Newsletter November 2025

Vol 131

Businesses that support GCW:

Be sure to stop by Woodcraft Supply Sacramento*, Pro Builder Placerville, The Paint Spot, Shingle Springs and Placerville*, or the Rockler Woodworking* store in Rocklin. Be sure to let them know how much Gold Country Woodcrafters appreciates their support. * **Businesses offering GCW member discounts.** *Don't forget to ask for your Gold Country Woodcrafters discount at the checkout counter.*

Membership Dues:

Our GCW club dues are still \$25 for 2026 and are due in January. Dues for new members joining throughout the year are prorated based on the month they join. You can pay at any club meeting or send a check to our treasurer. Make the check payable to Gold Country Woodcrafters. Send check to:

Bob Brown

8256 Mercer Way, Fair Oaks, Ca. 95628

Please note on the envelope ATT: Gold Country Woodcrafters.

Notice to members:

If your contact information has changed since joining, please let the club know. Just send any changes you may have to the email address used to send out the newsletter. Your cooperation is much appreciated.

Gold Country Woodcrafters Meeting Place:

GCW meetings are held the second Monday of each month unless otherwise notified and are held at the Foothills Church Auditorium. Address is 2380 Merrychase Dr. in Cameron Park, CA. off exit 34 on Highway 50. A map is provided on the home page of our GCW website. **No endorsement by Foothills Church is implied.**



Regards and happy woodcrafting.

Gail Cone

GCW Newsletter Editor

I would like to acknowledge my wife, Karen, for taking the time and effort to proof read the newsletter each and every month. Believe me it makes a real difference and makes me look good.

GCW Web site: [Gold Country Woodcrafters](#)

If you have any comments or suggestions, please send them to me via an email. If you wish to unsubscribe so you no-longer receive GCW newsletters just send me a reply with the word "unsubscribe" in the subject.