

# GOLD COUNTRY WOODCRAFTERS

Newsletter February 2026

Vol 134

## GCW Newsletter Brief:



For the second meeting of 2026 we had a large turnout with 33 members inclusive of 2 new members. Plus, we had 7 guests for a total attendance of 40. The President's Challenge for the night was to make something with a heart theme (Valentines Day theme). We had 11 members show their creative heart theme challenge project(s). For the night's Show-N-Tell we had 8 members bring in their latest creations. Member Gail Brooks reminded members to bring their donations to the March meeting for the Boys & Girls club fund raiser Saturday March 14<sup>th</sup> and to let her know if you need her to pick them up. Be sure to check out the tools for sale section for some great deals.

## Sections To Visit:


- President's Message: Page 2
- Messages For Our Members: Page 2,3.
  - **March Project Challenge:** Make something for the home. This should be interesting....
  - **GCW 2026 Dues:** Due in January. We still have a few holdouts...
  - **2026 Meeting Schedule:** January-December.
- Tools For Sale: Page 3.
- February President's Challenge: Pages 4,5,6.
- February Show-N-Tell: Pages 7,8.
- Break Time: Page 9.

# GOLD COUNTRY WOODCRAFTERS

Newsletter February 2026

Vol 134

## President's Message:



Dear Fellow Woodworkers:

Thanks to all who attended the February meeting. Another good meeting with 40 people attending including several guests. Eleven members did the heart challenge. Adam Fritz won the President's Challenge gift card. His project was a wonderful bandsaw heart box with turquoise filler. You could be the next gift card winner if you bring something for the President's Challenge. The President's Challenge for March is a House accessory. So, bring that new front door that you've been planning to make, next month. We had great participation for the Show-N-Tell with some really great work shown.

Although I did cut my fingers on my new bread knife by Marcel Vital. It was nice to see Tony White again, as it's been a while. One can learn a lot from doing something different. So come on everyone join the challenge so we can see what you do. We would really like to see your work. If you have anything you would like to donate for the raffle, bring that in also. Don't forget, talk into the mic and look at the audience when speaking.

If you're not making mistakes, you're not trying hard enough and you're not learning. Thank you for helping set out and returning the tables and chairs.

See you at the next meeting.

*David White*

GCW President

## Messages For Our Members:

- ***GCW 2026 Dues reminder:***

Dues are due in January. They are \$25 (Best deal in town). Pay at any meeting or send check to our treasurer, Bob Brown. Address is at the end of the newsletter.

- ***GCW 2026 Meeting Schedule:***

- **January 12<sup>th</sup> 2026:** President's Challenge, make whatever you can dream up using the material from one 8 foot construction grade 2x4. Pine, Redwood, Douglas Fir, etc.
- **February 9<sup>th</sup>:** President's Challenge, make anything incorporating a heart shape (Valentine's Day Theme).
- **March 9<sup>th</sup>:** President's Challenge, an accessory of some kind for your home.
- **April 13:** President's Challenge, a bird house or something with flowers.
- **May 11:** President's Challenge, 2 person team (fellow member, family member, ?) work project. Can be anything.

# GOLD COUNTRY WOODCRAFTERS

Newsletter February 2026

Vol 134

- **June 8<sup>th</sup>:** President's Challenge, a project incorporating 3 or more woods.
- **July 13:** President's Challenge, something using recycled wood or multimedia (wood, resin, clay, acrylic, glass, etc).
- **August 10<sup>th</sup>:** President's Challenge, something with multiple colors or abstract art.
- **September 14:** President's Challenge, Project with carving or pieces of jewelry.
- **October 12:** President's Challenge, a box or something using 1 tool.
- **November 9<sup>th</sup>:** President's Challenge, a seasonal item (fall/winter/Holiday).
- **December 14<sup>th</sup>:** Challenge is to make something for the holiday gift exchange.

## Tools For Sale:

**John Roberts:** In my anticipation of moving to Colorado, I am selling most of my large tools as I don't want to ship them. The laser engraver is sold but I still have the Sawstop (\$2500) and the Powermatic variable speed drill press (\$1500) that I need to sell. If interested, here is my contact information.

Phone 530-903-0732

Email [johnroberts1946@yahoo.com](mailto:johnroberts1946@yahoo.com)

# GOLD COUNTRY WOODCRAFTERS

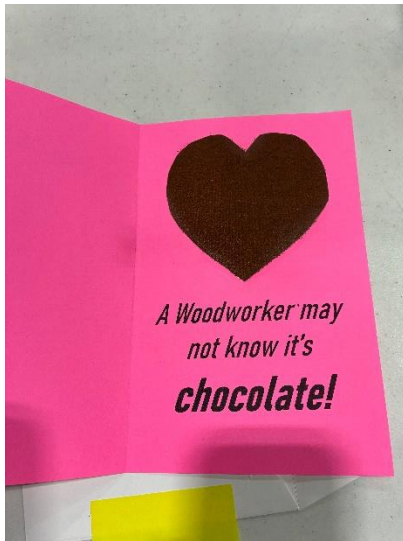
Newsletter February 2026

Vol 134

## President's Challenge:

February's President's Challenge was to make something including hearts (Valentine's Day theme). We had 11 members showing their heart theme projects. Note: I try to get the facts straight. Some may be a little off here.... Photos by Rich Schwerin and Gail Cone.

### Rich Schwerin



Rich wanted to lighten the mood. OK, he gave it a try by presenting a greeting card with a chocolate heart. Don't have any chocolate then just fake it with brown sand paper. A woodworker's

delight. Just don't lick it!

### Don Lawson



Don showed 2 band saw hearts. They are made using Alder wood. Believe he said his daughter helped out with the decorating.

### Micky Dupper



Micky brought in 3 hearts he recently made. One has a hanging braid. Another, a gem and one with a see-shells. Believe all 3 are walnut.

### Lou Rain



Lou presented his heart in heart wood art. The woods are Walnut, Maple and Purple Heart.

# GOLD COUNTRY WOODCRAFTERS

Newsletter February 2026

Vol 134

**Gary Baldock**



Gary showed a bandsaw box with laser engraving on the lid.

**Dennis Barber**



Dennis used his CNC router to create a charcuterie board. Think he said the outer heart cut was by mistake. Really it kind of adds to the 3D presentation of the piece.

**David White**



This lidded vase by Dave sports a heart painted on the lid. The wood is Spalted Oak.

**David Browne**



David Browne showed this Cedar tool carrier sporting a heart drawn on one end. Presume the N & D represent first letter of his wife and Dave.

# GOLD COUNTRY WOODCRAFTERS

Newsletter February 2026

Vol 134

**Adam Fritz**



Here is Adam's challenge heart. It's a bandsaw box made using Walnut. Looks like he used a little resin to accent the defects in the Walnut.

**Brian Schatzman**

SORRY NO PHOTO (don't know how I missed this one)

Our newest member Brian (joined at this meeting), is already showing his work. This was in the President's Challenge no less. He showed a bandsaw box where he used a torch to accent the grain. He finished it using polyurethan.

**Gail Brooks**



Gail carved this heart shaped Cottonwood Burl into a bowl. Didn't pick up what it was finished with.

# GOLD COUNTRY WOODCRAFTERS


Newsletter February 2026

Vol 134

## Show-N-Tell:

For the February Show-N-Tell we had 8 members/guests showing their latest projects. The project diversity continues to impress. Photos by Rich Schwerid and Gail Cone.

### Don Lawson




Don was first up in the Show-N-Tell with a Walnut Bowl plus fork and spoon set. The Bowl had a void he that he filled with powdered turquoise. The fork and spoon

are stainless steel with Walnut Handels.



### Tom Brathwaite



Tom brought in a photo of river table he made. The 13” Tigerwood table sections are tied together using bowtie inlays underneath. The river is Epoxy Resin, color blue. The legs are steel and are stabilized using a solid plank end to end. The

table is finished using 3 coats of self-leveling poly.



### Jo Keller (Casey Keller’s daughter)



Casey’s daughter is able to take time out from school to do a little turning. Here she shows a small Spalted Maple lidded bowl. She asked the members what kind of finial or

handle to add for the lid. She got numerous suggestions which she greatly appreciated.



### David White



Dave continues to explore methods adding accent to his pieces. Here he shows an Oak Burl hollow form accented using teal dyed rings.

He prevented the dye from bleeding by burning the ring boundaries using wire while turning.



# GOLD COUNTRY WOODCRAFTERS

Newsletter February 2026

Vol 134

## Tony White



Tony brought 4 of his latest turnings to share with our members. Here he is holding a “very thin” Black Walnut plate. Also in the set are a large Spalteed




Maple plater, a thin Maple plate and a small bowl.

## Keven Kaser



Keven has been busy in the shop. He brought a Curly Maple cheese cutter, Basswood carved spoon and a small bowl.



## Basil Borkert



Ok, last month Basil was into playing banjo, so why not go fishing? He brought in his latest, a fishing net. All homemade. He did all the steaming and bending of the woods in this project. The handle features, what else, but a fish “in resin”. Used polyurethane for the finish.



## Marcel Vital



Marcel has really gotten into the bread knife business it seams. He has perfected using his CNC to cut out “20 at a time”. Think I heard that right... He can flip each for CNC knurling



on both sides. He still finds it easier to use a router to round over the edges.

# GOLD COUNTRY WOODCRAFTERS

Newsletter February 2026

Vol 134

## Break Time:



As usual our members and our several guests took advantage of the break between the President's Challenge and Show-N-Tell to interact and review the many projects brought in for the February meeting. From the many smiles in the break photos, it is obvious this was a favorite moment in the meeting.

Photos by Rich Schwerin.



# GOLD COUNTRY WOODCRAFTERS

Newsletter February 2026

Vol 134

## Businesses that support GCW:

Be sure to stop by Woodcraft Supply Sacramento, Pro Builder Placerville, The Paint Spot, Shingle Springs and Placerville\*, or the Rockler Woodworking\* store in Rocklin. Be sure to let them know how much Gold Country Woodcrafters appreciates their support. \* **Businesses offering GCW member discounts.** *Don't forget to ask for your Gold Country Woodcrafters discount at the checkout counter.*

## Membership Dues:

Our GCW club dues are still \$25 for 2026 and are due in January. Dues for new members joining throughout the year are prorated based on the month they join. You can pay at any club meeting or send a check to our treasurer. Make the check payable to Gold Country Woodcrafters. Send check to:

Bob Brown

8256 Mercer Way, Fair Oaks, Ca. 95628

Please note on the envelope ATT: Gold Country Woodcrafters.

## Notice to members:

If your contact information has changed since joining, please let the club know. Just send any changes you may have to the email address used to send out the newsletter. Your cooperation is much appreciated.

## Gold Country Woodcrafters Meeting Place:

GCW meetings are held the second Monday of each month unless otherwise notified and are held at the Foothills Church Auditorium. Address is 2380 Merrychase Dr. in Cameron Park, CA. off exit 34 on Highway 50. A map is provided on the home page of our GCW website. **No endorsement by Foothills Church is implied.**



Regards and happy woodcrafting.

*Gail Cone*

*GCW Newsletter Editor*

I would like to acknowledge my wife, Karen, for taking the time and effort to proof read the newsletter each and every month. Believe me it makes a real difference and makes me look good.

**GCW Web site:** [Gold Country Woodcrafters](http://www.goldcountrywoodcrafters.com)

If you have any comments or suggestions, please send them to me via an email. If you wish to unsubscribe so you no-longer receive GCW newsletters just send me a reply with the word "unsubscribe" in the subject.