

GOLD COUNTRY WOODCRAFTERS

Newsletter March 2026

Vol 135


GCW Newsletter Brief:

At the March meeting we had 29 attendees including 2 guests. Includes 2 new members: Harold Anderson and Darryl Chandler. Welcome to the GCW, Harold and Darryl. The President's Challenge for the night was to make something for the home. We had 8 members show their creative projects that could fit the home theme. For the night's Show-N-Tell we had 8 members bring in their latest creations. Rich Schwerin had a wide array of items for the raffle plus items available for a small club donation. Also, a number of FREE items. Check out Items for Sale section (wood and tools) for some great deals.

Sections To Visit:

- Messages For Our Members: Page 2.
 - **April Project Challenge:** Bird House or something with flowers. Spring Time!
 - **GCW 2026 Dues:** 2026 Dues due.
 - **2026 Meeting Schedule:** January-December.
- Boys & Girls club fund raiser report. Gail Brooks. Page 3.
- Items For Sale. Pages 4,5.
- March President's Challenge: Pages 5,6.
- March Show-N-Tell: Pages 7,8.
- Break Time: Page 9.
- Woodcraft Spring Swap Meet April 26. Page 4.

President's Message:



Dear Fellow Woodworkers:

Thanks to all who attended the March meeting. Another good meeting with two new members and two guests joining us. The President's Challenge may have been a little confusing. Perhaps "House accessory" was a little too broad. Micky Dupper won the challenge gift card. Micky donated his challenge pieces to the Boys and Girls club fund raiser March 14. It could be you that wins the \$30 Amazon gift card if you participate in the President's Challenge. The President's Challenge for April is to make a birdhouse or something to do with or about flowers. There was some very nice work shown during the challenge and Show-N-Tell with great participation and lots of questions. We would really like seeing your work. One can learn a lot from doing something different. So come on everyone join the challenge so we can see what you do. If you have anything you would like to donate for club raffle, bring that in also. Don't forget, talk into the mic and look at the audience when presenting your projects. Side note: we were told that Woodcraft Supply of Sacramento is again giving discounts to Gold Country Woodcrafters. As usual, thanks all for helping with the tables and chairs.

If you're not making mistakes, you're not trying hard enough and you're not learning.

See you at the April meeting.

David White
GCW President

GOLD COUNTRY WOODCRAFTERS

Newsletter March 2026

Vol 135

Messages For Our Members:

- ***GCW 2026 Dues reminder:***

If you have not yet paid your GCW 2026 dues, it's time. They are \$25 (Best deal in town). Pay at any meeting or send check to our treasurer, Bob Brown. Address is at the end of the newsletter.

- ***GCW 2026 Meeting Schedule:***

- **January 12th 2026:** President's Challenge, make whatever you can dream up using the material from one 8 foot construction grade 2x4. Pine, Redwood, Douglas Fir, etc.
- **February 9th:** President's Challenge, make anything incorporating a heart shape (Valentine's Day Theme).
- **March 9th:** President's Challenge, an accessory of some kind for your home.
- **April 13:** President's Challenge, a bird house or something with flowers.
- **May 11:** President's Challenge, 2 person team project (fellow member, family member, friend, etc.). Can be any type of project.
- **June 8th:** President's Challenge, a project incorporating 3 or more woods.
- **July 13:** President's Challenge, something using recycled wood or multimedia (wood, resin, clay, acrylic, glass, etc.).
- **August 10th:** President's Challenge, something with multiple colors or abstract art.
- **September 14:** President's Challenge, Project with carving or pieces of jewelry.
- **October 12:** President's Challenge, a box or something using 1 tool.
- **November 9th:** President's Challenge, a seasonal item (fall/winter/Holiday).
- **December 14th:** Challenge is to make something for the holiday gift exchange.

- ***Note from the Editor:***

We need your help. We have almost 50 members. That makes for a large pool of names that I, somehow, need to come up with when creating the newsletter. I'd like to say I can remember everyone's name, but I'm not that good. Please wear your badges "where we can see them" so we can put the correct name with project inclusions or reports in the newsletter. If I can't make the name association, I won't be able to include your woodcraft in the newsletter. Thank you for your cooperation. Gail Cone

GOLD COUNTRY WOODCRAFTERS

Newsletter March 2026


Vol 135

2026 Boys and Girls Boys Annual Heros Night Report: By Gail Brooks

The Boys & Girls Club of El Dorado County Western Slope serves over 500–650 youth daily (ages 5–18) across four locations in Placerville, El Dorado Hills, Georgetown, and Pollock Pines. They offer after-school programs, summer camps, tutoring, and athletic activities focused on academic success and healthy lifestyles. Membership, scholarships, and safe, supervised activities are available.

On March 14th the Boys and Girls Club held their annual Heros Night fund raiser event. The GCW club contributed to the success of the evening. The Boys & Girls Club realizes there are many worthy causes in need of support and wish to thank the following members for their cash and/or silent auction item donations: Micky Dupper, Roy Carter, David White, Lou Rain, Basil Borkert, John Roberts, Casey Keller, Steve Cabrol, Gail Cone, Gail Brooks, and Michael & Neysa Bush.

Thank you GCW for supporting the children of our community. Photos of items donated by our GCW members:



Photos by Micky Dupper.

GOLD COUNTRY WOODCRAFTERS

Newsletter March 2026

Vol 135

SPRING TOOL SWAP!

Are you looking for a great deal on lumber, used tools or other woodworking items? Do you have any of the above that you're interested in selling? If you answered yes to either of these questions, our tool swap is the place to be!

Sunday, April 26th 8:00AM to 1:00PM

Where: The front parking lot of the Sacramento Woodcraft store at 9523 Folsom Blvd.

Vendors, no set-up before 7:00AM please.

If you have any questions, call the store during business hours at 916-362-9664.

DON'T MISS IT!

Note: We received an update that Woodcraft Supply of Sacramento is again giving discounts to Gold Country Woodcrafters Members. Be sure to mention this at the checkout counter when making your purchases. Also, please be sure to thank them for their continued GCW club support.

Items For Sale:

Wood

A local wood sawyer, Elissa Bunn, has a wood collection for sale. Elissa visited us at our March meeting to show samples of woods she has available. She is relocating and has a large variety of woods at her location in Camino at great prices that she must move. See photos below. Here collection includes:

- Live edge slabs: black walnut, olive, apple, mimosa, cedar, and oak plus sawmill scraps/offcuts.
- Turning or carving rounds/chunks/limbs: variety of fruit woods plum, cherry, peach, apricot, and apple. Sour plum burl and spalted holly. Plus, many others.
- Walnut stump!! Black walnut stump (bring your chainsaw!)

Get some great deals, give Elissa a call at 1 (530) 417 3804



GOLD COUNTRY WOODCRAFTERS

Newsletter March 2026

Vol 135

Tools

Donated Tools offered for GCW donation:

If interested in any of the following items contact Rich Schwerin at a meeting or email Rich at rwmtzca@comcast.net.

1. The 1-hp. Delta Model 31-695 Sander complete with 5 ea. new belts and discs. Starting bid \$50.
2. Inkra wooden hinge-maker jig, complete with 8 Whiteside router bits. Starting bid \$100.
3. Great Neck (China) six-inch vise. Starting bid \$20.
4. Craftsman Dust Collector. 3/4HP. Starting Bid \$50.



GOLD COUNTRY WOODCRAFTERS

Newsletter March 2026

Vol 135

President's Challenge:

The President's Challenge for March was to make something for "The Home". We had 8 members with a wide array of items that could "could be for the home". It was admitted the "Home" theme could possible mean "ALMOST ANYTHING". Photos by Rich Schwerin and Gail Cone.

Dean Marietta



Dean brought in a project inspired "requested" by his wife. He called it a Shelf Ladder. It is intended to display a number of plants. He went through a couple of design passes to get the desired layout. It is made using Redwood.



Adam Fritz



Adam is creating this Cutting board made with Sepele and Walnut as a gift to take home to Alaska. Has a little more work to do to level and add the finish.

Micky Dupper



Micky showed us photos of his 3 "For the Home" projects. They were, 1) an Applewood Bowl for Air plants, 2) a hardwood flag, 14"x20" using

Maple/Mahogany/Birch, 3) and a Bottle opener. All 3 projects he donated to the Boys & Girls club fund raiser. More photos of these projects are in the article on the fund raiser.

John Gugliemino



John brought in a unique item. It is a "Salt Celler or Salt Box". It is used to hold salt until you need a PINCH or so for cooking or that food item you wish to



enhance. He used Walnut and Cedar to make it.

GOLD COUNTRY WOODCRAFTERS

Newsletter March 2026

Vol 135

Basil Borkert




Now here is a special “Home” project. Basil made this urn, requested by a family member. It is a segmented turning using Walnut. The lid is attached using a threaded brass insert. The inside is finished using resin and the

outside has a satin polyurethane finish.




Gail Cone




Showing this turning project was probably stretching the “Home” theme a bit. This turning actually has a name, “Whimsical” as it kinda just happened with no specific plan. The segmented section was cut using a solid block cut on the band saw (18 segments) with no accumulated angular error

using a special jig. Woods: Maple, Purple Plum.



Rob Scharf




Another turning for the Home. Rob showed a resin and pistachio shell plate. Yes, pistachio sells. He used clear epoxy resin. The shells were trapped between an outer and

inner bowl as a form and the resin was poured in the shell cavity. There were a few small voids after turning that were filled using CA/resin.



David White



This is really a turning for the home.. David showed this lamp turned from Manzanita Burl. The shade was sliced from Oak Burl creating a veneer. Turquoise powder was

used to fill voids in the shade veneer.



GOLD COUNTRY WOODCRAFTERS

Newsletter March 2026

Vol 135

Show-N-Tell:

For the March Show-N-Tell we had 8 members showing their latest projects. The project diversity and creativity continue to impress. Photos by Rich Schwerin and Gail Cone.

Mike Mideiros



Like most of us, Mike needs to be able to organize to make the best use of space. Here he shows a unit made to store his Inkra Jig Box Joint tool. He must have the wall space to mount it. That also becomes a limited resource for most of us. Nice job Mike.



Gail Brooks



Gail showed 4 of her latest wood art pieces. 1) Driftwood with juniper w/sapwood mushroom. 2) ammonite Redwood carvings. 3) ammonite Maple carving w/dye/copper paint. 4) Cottonwood w/Myrtle Wood and Sycamore mushrooms?



One could do a large article on what she brings to the meeting. She is a master artist in our wood realm.

Brian Schanahan



What do you make a Green Bay Fan so he can manage the flow of beer during games?? Well, you make him a

bottle opener with a Green Bay theme to open bottles and catch the caps as they fall. What's an opener without magnets??



David White



Dave shared an Oak Burl vase accented with a Purple Heart top ring. He used some CA to harden some punky spots. He added the dried kelp

depicting a windy day. It is finished with WaterLox and steel woolled for a mat finish.



GOLD COUNTRY WOODCRAFTERS

Newsletter March 2026

Vol 135

Basil Borkert



Last month Basil showed a fishnet. He followed it up this time with a larger one. He used Lacewood and Maple. He used his steaming box to bend the woods. He had to pay attention to the way the lacewood was cut as side grain does not exhibit the lace pattern. The handle,



like the previous one, has a resin river with a fish in it.

Marcel Vital



Marcel started a 2x4 project but wasn't able to make it for January but still brought a megaphone for use with a cell phone for March. It took a bit of research to get all the critical curves set. The curves are layered strips. This is



a 2D version verses 3D as a 3D would be much larger vertically.



Tiffany Vital



Tiffany showed a bookmark crafted using some shop scrap. She sketched the art then painted it.



Kristina Creel

Kristina likes challenges so why not try her hand at making cribbage boards. Using her CNC router, she made a prototype based on a CNC template she found. The prototype consisted of 2 sheets of MDF glued up to gain the needed



thickness. The challenge she found, was how to paint the boards given that they have tons of holes. Question, how to keep paint out of the holes? Paint before or after drilling? This triggered numerous discussions on how to

accomplish the task. How would you do it???



GOLD COUNTRY WOODCRAFTERS

Newsletter March 2026

Vol 135

Break Time:



Our break time continues to be a favorite time at our meetings. The time offers us a period to relax and catch and up with our fellow woodworking friends. It also allows us to ask details relating to the many projects brought to share at the meeting. Oh, and we are able to buy raffle tickets to win that special item donated by our generous members or tracked down by Rich Schwerein. Be sure to give Rich a big thank you for his hard work making the raffle a success.

Smile everyone! Photos, by Rich Schwerin.



GOLD COUNTRY WOODCRAFTERS

Newsletter March 2026

Vol 135

Businesses that support GCW:

Be sure to stop by Woodcraft Supply Sacramento*, Pro Builder Placerville, The Paint Spot, Shingle Springs and Placerville*, or the Rockler Woodworking store in Rocklin *. Be sure to let them know how much Gold Country Woodcrafters appreciates their support. * ***Businesses offering GCW member discounts. Don't forget to ask for your Gold Country Woodcrafters discount at the checkout counter.***

Membership Dues:

Our GCW club dues are still \$25 for 2026 and are due in January. Dues for new members joining throughout the year are prorated based on the month they join. You can pay at any club meeting or send a check to our treasurer. Make the check payable to Gold Country Woodcrafters. Send check to:

Bob Brown

8256 Mercer Way, Fair Oaks, Ca. 95628

Please note on the envelope ATT: Gold Country Woodcrafters.

Notice to members:

If your contact information has changed since joining, please let the club know. Just send any changes you may have to the email address used to send out the newsletter. Your cooperation is much appreciated.

Gold Country Woodcrafters Meeting Place:

GCW meetings are held the second Monday of each month unless otherwise notified and are held at the Foothills Church Auditorium. Address is 2380 Merrychase Dr. in Cameron Park, CA. off exit 34 on Highway 50. A map is provided on the home page of our GCW website. **No endorsement by Foothills Church is implied.**



Regards and happy woodcrafting.

Gail Cone

GCW Newsletter Editor

I would like to acknowledge my wife, Karen, for taking the time and effort to proof read the newsletter each and every month. Believe me it makes a real difference and makes me look good.

GCW Web site: [Gold Country Woodcrafters](#)

If you have any comments or suggestions, please send them to me via an email. If you wish to unsubscribe so you no-longer receive GCW newsletters just send me a reply with the word "unsubscribe" in the subject.