

GOLD COUNTRY WOODCRAFTERS

Newsletter April 2026

Vol 136

GCW Newsletter Brief:



At the April meeting we had 30 members in attendance including 1 new member. New member is Scott Dafferner. Welcome to the GCW club, Scott. The President's Challenge for the night was to make a birdhouse or something to do with flowers. We had 12 members show their April President's Challenge projects. For the night's Show-N-Tell we had 5 members bring in their latest

work. Rich Schwerin again had a wide array of items for the raffle plus items available for a club donation. Also, a number of FREE items. Check out Items for Sale section (wood and tools) for some great deals.

Sections To Visit

- Messages For Our Members: Page 2.
 - **May Project Challenge:** 2 member joint project. Project can be anything.
 - **GCW 2026 Dues:** 2026 Dues due.
 - **2026 Meeting Schedule:** January-December
- Items For Sale. Pages 3
- Woodcraft Spring Swap Meet April 26. Page 4.
- April President's Challenge: Pages 5,6,7.
- April Show-N-Tell: Pages 8.
- Break Time: Page 9.

President's Message:



Dear Fellow Woodworkers:

Thanks to all who attended the April meeting. Another good meeting. We are growing by leaps and bounds with the addition of another new member. The presidents challenge seemed quite popular this time. A lot of different bird houses, and one fantastic flower from Gail Brooks. Next month's challenge is team work. We're giving away two Amazon gift cards, so find a workmate and team up. Some very nice work for this meeting. We would really like to see your work. Great participation, a lot of questions. One can learn a lot from doing something different. So come on everyone join the challenge and bring something in so we can see what you do. You also get a raffle ticket for your Show-N-Tell. If you have anything you would like to donate for the raffle, bring that in also. Don't forget, talk into the mic and look at the audience when speaking. If you're not making mistakes, you're not trying hard enough and you're not learning. Thank you for helping set out and returning the tables and chairs. See you at the May meeting. Until then, enjoy your Zen moment in your shop

David White
GCW President

GOLD COUNTRY WOODCRAFTERS

Newsletter April 2026

Vol 136

Messages For Our Members:

- ***GCW 2026 Dues reminder:***

We still have a few hold outs on paying 2026 dues. If you have not yet paid dues, it's time. They are \$25 (Best deal in town). Pay at any meeting or send check to our treasurer, Bob Brown. Address is at the end of the newsletter.

- ***GCW 2026 Meeting Schedule:***

- **January 12th 2026:** President's Challenge, make whatever you can dream up using the material from one 8 foot construction grade 2x4. Pine, Redwood, Douglas Fir, etc.
- **February 9th:** President's Challenge, make anything incorporating a heart shape (Valentine's Day Theme).
- **March 9th:** President's Challenge, an accessory of some kind for your home.
- **April 13:** President's Challenge, a bird house or something with flowers.
- **May 11:** President's Challenge, 2 person team project (fellow member preferred). Can be any type of project.
- **June 8th:** President's Challenge, a project incorporating 3 or more woods.
- **July 13:** President's Challenge, something using recycled wood or multimedia (wood, resin, clay, acrylic, glass, etc.).
- **August 10th:** President's Challenge, something with multiple colors or abstract art.
- **September 14:** President's Challenge, Project with carving or pieces of jewelry.
- **October 12:** President's Challenge, a box or something using 1 tool.
- **November 9th:** President's Challenge, a seasonal item (fall/winter/Holiday).
- **December 14th:** Challenge is to make something for the holiday gift exchange.

GOLD COUNTRY WOODCRAFTERS

Newsletter April 2026

Vol 136

Items For Sale:

Wood (times running out)

A local wood sawyer, Elissa Bunn, has a wood collection for sale. Elissa visited us at our March meeting to show samples of woods she has available. She is relocating and has a large variety of woods at her location in Camino at great prices that she must move. See photos below. Here collection includes:

- Live edge slabs: Black Walnut, Olive, Apple, Mimosa, Cedar, and Oak plus sawmill scraps/offcuts.
- Turning or carving rounds/chunks/limbs: variety of fruit woods Plum, Cherry, Peach, Apricot, and Apple. Sour Plum Burl and Spalted Holly. Plus, many others.
- Walnut stump!! Black Walnut stump with burl (bring your chainsaw!).

Get some great deals, give Elissa a call at 1 (530) 417-3804



Tools

Donated Tools offered for GCW donation:

If interested in any of the following items contact Rich Schwerin at a meeting or email Rich at rwmtzca@comcast.net.

1. Great Neck (China) six-inch vise. Starting bid \$20.
2. Craftsman Dust Collector. 3/4HP. Starting bid \$50.



GOLD COUNTRY WOODCRAFTERS

Newsletter April 2026

Vol 136

SPRING TOOL SWAP!

Are you looking for a great deal on lumber, used tools or other woodworking items? Do you have any of the above that you're interested in selling? If you answered yes to either of these questions, our tool swap is the place to be!



Sunday, April 26th 8:00AM to 1:00PM

Where: The front parking lot of the Sacramento Woodcraft store at 9523 Folsom Blvd.

Vendors, no set-up before 7:00AM please.

If you have any questions, call the store during business hours at 916-362-9664.

DON'T MISS IT!

Note: We received an update that Woodcraft Supply of Sacramento is again giving discounts to Gold Country Woodcrafters Members. Be sure to mention you are a GCW club member at the checkout counter when making your purchases. Also, please be sure to thank them for their continued GCW club support. They have helped us in various ways since 2007.

GOLD COUNTRY WOODCRAFTERS


Newsletter April 2026

Vol 136

President's Challenge:

The President's Challenge for April was to make a birdhouse or something with flowers. We had a good response with 12 members participating with birdhouse and flower projects. Dean Marietta won the challenge gift card. Photos by Rich Schwerin and Gail Cone.

Michael Jay Bush



Michael told us he makes lots of birdhouses using repurposed material he collects, old fence boards, etc. The one he showed is made of Maple and features "Amazon birds", birds purchased from Amazon that is. He likes to put his houses out so passersby can take them home and enjoy them.


Gail Brooks



Gail thought making a flower for the challenge would be fun. I'm sure she mentioned the type of flower she made but missed it. It is turned and carved from Cedar. She used a purple leather dye to saturate the wood. It is finished using satin lacquer. For the internal parts of the flower (anther, filament), she used beads and wire respectively.



Mike Mideiros



Mike made his 2 room birdhouse using repurposed Redwood. All the roof shingles are handmade/shapped. He used lacquer on the roof.



Kevin Kaser



Kevin definitely brought the, most clever, birdhouse for the night. It took the form of a hand plane complete with a wooden blade. It has 3 rooms and is made of Cedar. It is currently unfinished. He indicated that he may just let it weather or he may put on an oil finish, to be determined later.




GOLD COUNTRY WOODCRAFTERS

Newsletter April 2026

Vol 136


Rob Scharf



Rob brought the smallest of the birdhouses for the challenge. He turned a hummingbird house. Several members in the night's audience didn't believe hummingbirds used birdhouses. After some research, it turns out that there are species of hummingbirds that will take advantage of a birdhouse.



Dennis Barber



Because Dennis's wife is a photographer he wanted to give her a new camera. So, he made her a "camera birdhouse". He used Cedar to make this very unique birdhouse. I wonder if it will really go outside.




What will the world look like to a bird living in it. Does it have zoom?

Kristina Creel



Kristina addressed the full theme of this month's President's Challenge by including birdhouses and flowers in her project. She used fretwork scrolled in 1/16 inch Basswood to create her entry. In order to prevent the scrolled picture from breaking apart she sandwiched the Basswood between layers of 1/4 inch MDF. She would like to acknowledge Ron Sexton for giving her the scroll saw.

Micky Dupper



Micky brought a flower inspired by a lotus flower design he found in a carving book. It required much carving and pyrographic to create. He shared that his wife, Gayle, collaborated and provided helpful suggestions during the creative process.



GOLD COUNTRY WOODCRAFTERS

Newsletter April 2026

Vol 136

David Harrison



While not technically fitting the birdhouse theme, we'll give David a pass as this was by far the most interesting house shown. It is a 4 Chambered Bat House. David gave us a short course on bat house design parameters. A key consideration in bat house design is temperature management. Why make


a bat house? Well, they eat tons of mosquitos! Find a lot more about bats at batcon.com, [BAT HOUSE INFORMATION](#).

The plans for the [4 Chamber Bat House](#)

David made.



Don Lawson



Don showed off 2 birdhouses. One had Oak strips with copper ridge top roof. The church birdhouse has a Cedar shingle roof plus a belfry, "with a bell". Oh, how

will those birds sleep?




Dean Marietta



Dean made this bird rooming house "Birdhouse". It features 6 rooms. He used Cedar fence planks for the construction. He gave it coats of wood preservative so he plans to hold off presenting it to the birds until the odor fades.

David White



For this challenge Dave made a flower. Believe he said it could be a Magnolia or Hibiscus flower. The wood was first turned and then he carved the peddles. It is colored using yellow and red dyes. He said that it is still a work in progress.

It looked like it was done.



GOLD COUNTRY WOODCRAFTERS

Newsletter April 2026

Vol 136

Show-N-Tell:

For the April Show-N-Tell we had 5 members showing their latest projects. Photos by Gail Cone.

Rob Scharf



Rob showed a 4 cornered bowl turned from Padauk wood. It is about 5"x5" and is finished using Danish Oil.

Don Lawson



Don received a request to turn a bowl, from an acquaintance in Washington state. He turned 2 from provided Douglas Fir 15"x15" blanks. The one shown required

lots of filling using turquoise granules and powder. Turning it was a challenge as Douglas Fir rings are really soft and it requires lots of sanding to get a good surface. It's finished using 3 coats of polyurethane.

Gail Brooks



Gail spent some time determining what to make from a large piece of Chinese Elm. Considering the general size and shape it had to become a hot air balloon. After turning she used rotary carvers for the majority of the piece. Attaching the basket was a challenge due

to the angles of the struts. The coloring is leather dye. The balloon landing area is driftwood covered with moss.

Gail Cone



Gail brought 2 of his latest turnings to show. On the left is a Buckeye Burl and Walnut vase. On the right is a Pink Ivory with Green/Blue resin rivers vase. The Buckeye is finished using friction polishes. The Pink Ivory has a clear resin finish. Both have resin coatings on the inside. While

presenting he gave a short instruction on his method of using a video camera with his deep hollower to obtain uniform vase sides. He offered to give demonstrations at his shop to those interested. Just send him an email.

David White



Here is the next generation lamp from Dave. It is made up of 2 pieces of Manzanita root recovered from a burn scar area. Because of the amount of open side area, he textured the inside surfaces. It features a 3D printed lamp fixture and is

finished with WaterLox. He added a copper rope accent at the intersection of the top and bottom sections. He considered several options for the lampshade and settled on one of "his wide brimmed hats". Yes, he did model it for us! Gee, wish we had a photo with he and that manly hat...

GOLD COUNTRY WOODCRAFTERS

Newsletter April 2026

Vol 136

Break Time:



Our break time continues to be a favorite time at our meetings. The time offers us a period to relax and catch and up with our fellow woodworking friends. It also allows us to ask details relating to the many projects brought to share at the meeting. Oh, and we are able to buy raffle tickets to win that special item donated by our generous members or tracked down by Rich Schwerein. Be sure to give Rich a big thank you for his hard work making the raffle a success.



Smile everyone!
Photos, by
Rich
Schwerin.



GOLD COUNTRY WOODCRAFTERS

Newsletter April 2026

Vol 136

Businesses that support GCW:

Be sure to stop by Woodcraft Supply Sacramento*, Pro Builder Placerville, The Paint Spot, Shingle Springs and Placerville*, or the Rockler Woodworking store in Rocklin *. Be sure to let them know how much Gold Country Woodcrafters appreciates their support. * ***Businesses offering GCW member discounts. Don't forget to ask for your Gold Country Woodcrafters discount at the checkout counter.***

Membership Dues:

Our GCW club dues are still \$25 for 2026 and are due in January. Dues for new members joining throughout the year are prorated based on the month they join. You can pay at any club meeting or send a check to our treasurer. Make the check payable to Gold Country Woodcrafters. Send check to:

Bob Brown

8256 Mercer Way, Fair Oaks, Ca. 95628

Please note on the envelope ATT: Gold Country Woodcrafters.

Notice to members:

If your contact information has changed since joining, please let the club know. Just send any changes you may have to the email address used to send out the newsletter. Your cooperation is much appreciated.

Gold Country Woodcrafters Meeting Place:

GCW meetings are held the second Monday of each month unless otherwise notified and are held at the Foothills Church Auditorium. Address is 2380 Merrychase Dr. in Cameron Park, CA. off exit 34 on Highway 50. A map is provided on the home page of our GCW website. **No endorsement by Foothills Church is implied.**



Regards and happy woodcrafting.

Gail Cone

GCW Newsletter Editor

I would like to acknowledge my wife, Karen, for taking the time and effort to proof read the newsletter each and every month. Believe me it makes a real difference and makes me look good.

GCW Web site: [Gold Country Woodcrafters](#)

If you have any comments or suggestions, please send them to me via an email. If you wish to unsubscribe so you no-longer receive GCW newsletters just send me a reply with the word "unsubscribe" in the subject.